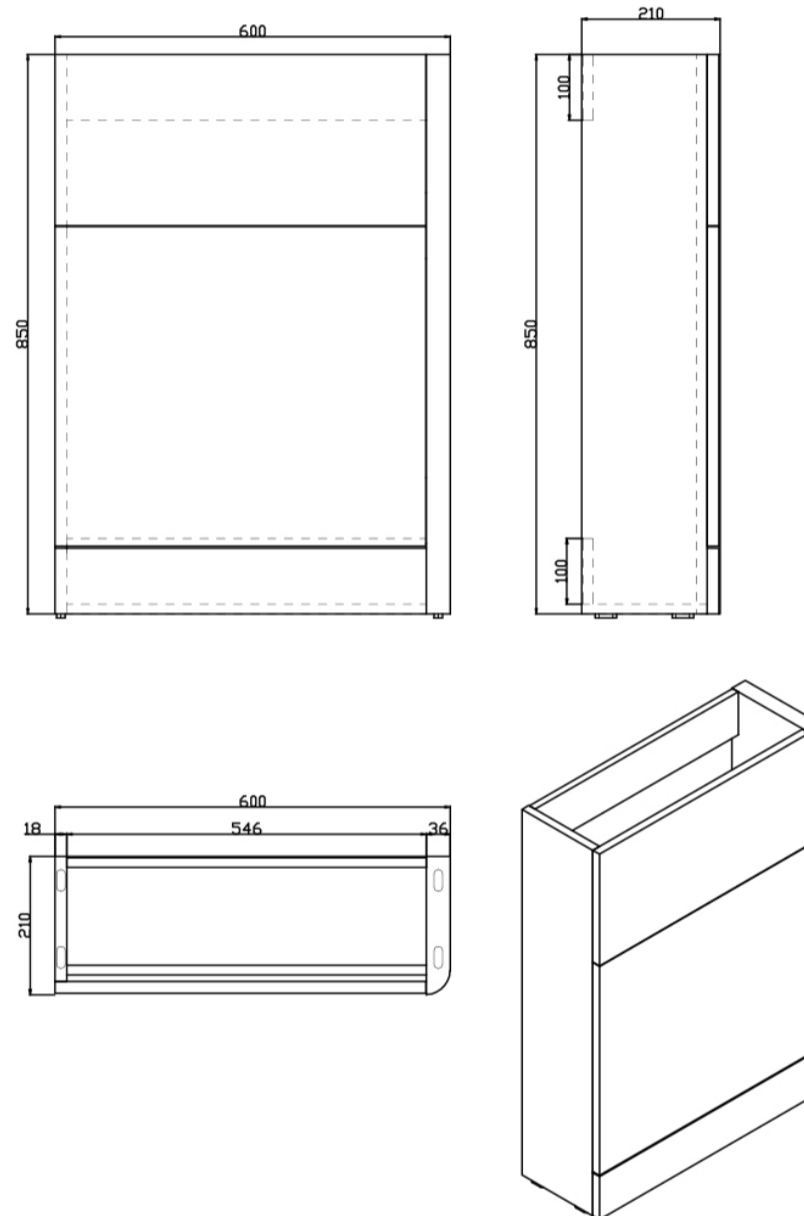


SUBURB 600MM LEFT HAND WC CABINET

SKU: N/A

TECHNICAL DRAWING



Weight	0.165 kg
Range	Suburb
Size	600mm
Colour	Matt Ash, White Gloss

Dimensions are in millimetres except thread sizes which are BSP imperial.

NOTES

Our guarantee is subject to the product having been installed, used and maintained in accordance with our instructions. All working parts (such as hinges, ceramic disks, cartridges, seals and cistern fittings), which are subject to normal wear and tear, are covered for 36 months from proof of purchase date. This excludes seats, which are covered for 12 months. Our guarantee applies to the original purchaser and is nontransferable. Our guarantee is only applicable in the UK and ROI. This does not affect your statutory rights.

Information is provided for guidance only and is non-binding. All measurements are approximate and subject to standard tolerances. We reserve the right to change product specifications without prior notification.

Bathrooms designed to inspire, **built to last.**

T:01530 835598 E: sales@imex.team imex.website

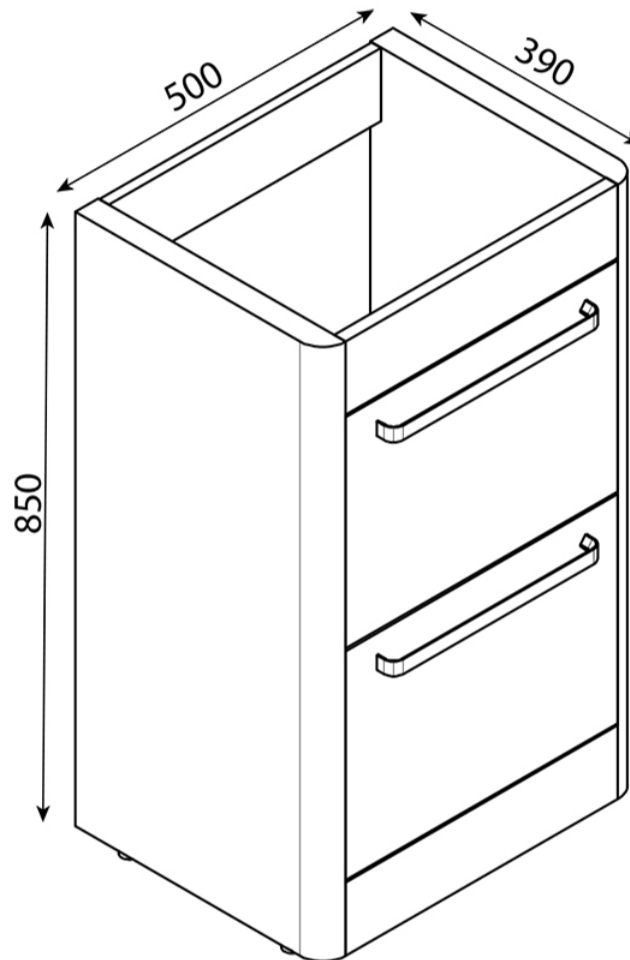
Imex Ceramic UK Ltd
15 Sybron Way, Millbrook Industrial Estate, Crowborough, East Sussex, TN6 3DZ

VAT Ref No: 101013309

SUBURB 500MM × 395MM DOUBLE DRAWER FLOOR MOUNTED CABINET

SKU: N/A

TECHNICAL DRAWING



Weight	0.233 kg
Range	Suburb
Size	500mm
Colour	Matt Ash, White Gloss

Dimensions are in millimetres except thread sizes which are BSP imperial.

NOTES

Our guarantee is subject to the product having been installed, used and maintained in accordance with our instructions. All working parts (such as hinges, ceramic disks, cartridges, seals and cistern fittings), which are subject to normal wear and tear, are covered for 36 months from proof of purchase date. This excludes seats, which are covered for 12 months. Our guarantee applies to the original purchaser and is nontransferable. Our guarantee is only applicable in the UK and ROI. This does not affect your statutory rights.

Information is provided for guidance only and is non-binding. All measurements are approximate and subject to standard tolerances. We reserve the right to change product specifications without prior notification.

Bathrooms designed to inspire, **built to last.**

T:01530 835598 E: sales@imex.team imex.website

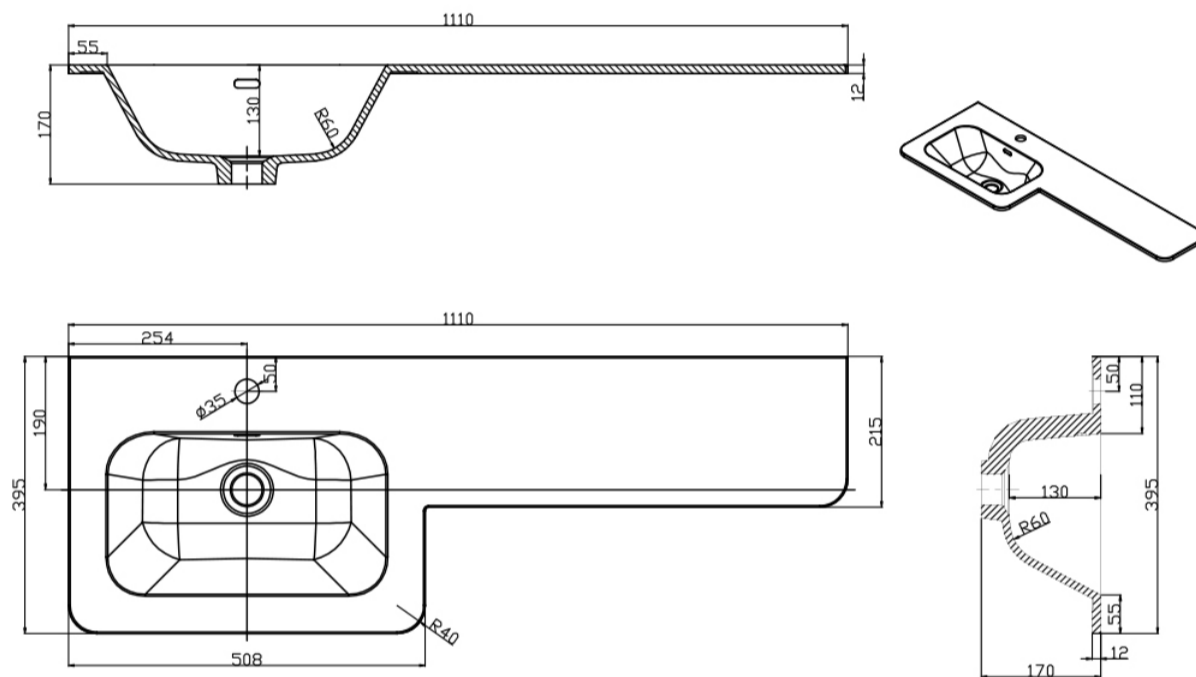
Imex Ceramic UK Ltd
15 Sybron Way, Millbrook Industrial Estate, Crowborough, East Sussex, TN6 3DZ

VAT Ref No: 101013309

SUBURB 1110MM LEFT HAND BASIN 1TH

SKU: SU1110LHBAS

TECHNICAL DRAWING



Weight	0.117 kg
Range	Suburb

Dimensions are in millimetres except thread sizes which are BSP imperial.

NOTES

Our guarantee is subject to the product having been installed, used and maintained in accordance with our instructions. All working parts (such as hinges, ceramic disks, cartridges, seals and cistern fittings), which are subject to normal wear and tear, are covered for 36 months from proof of purchase date. This excludes seats, which are covered for 12 months. Our guarantee applies to the original purchaser and is nontransferable. Our guarantee is only applicable in the UK and ROI. This does not affect your statutory rights.

Information is provided for guidance only and is non-binding. All measurements are approximate and subject to standard tolerances. We reserve the right to change product specifications without prior notification.

Bathrooms designed to inspire, **built to last.**

T:01530 835598 E: sales@imex.team imex.website

Imex Ceramic UK Ltd
15 Sybron Way, Millbrook Industrial Estate, Crowborough, East Sussex, TN6 3DZ

VAT Ref No: 101013309