

PRODUCT DATA SHEET



PRODUCT CODE

WCC51X51R

RANGE

Toilet Cisterns

DESCRIPTION

Slimline Dual Flush Concealed Cistern
(with discharge pipe & installation kit)

WEBSITE LINK

[Click Here](#)

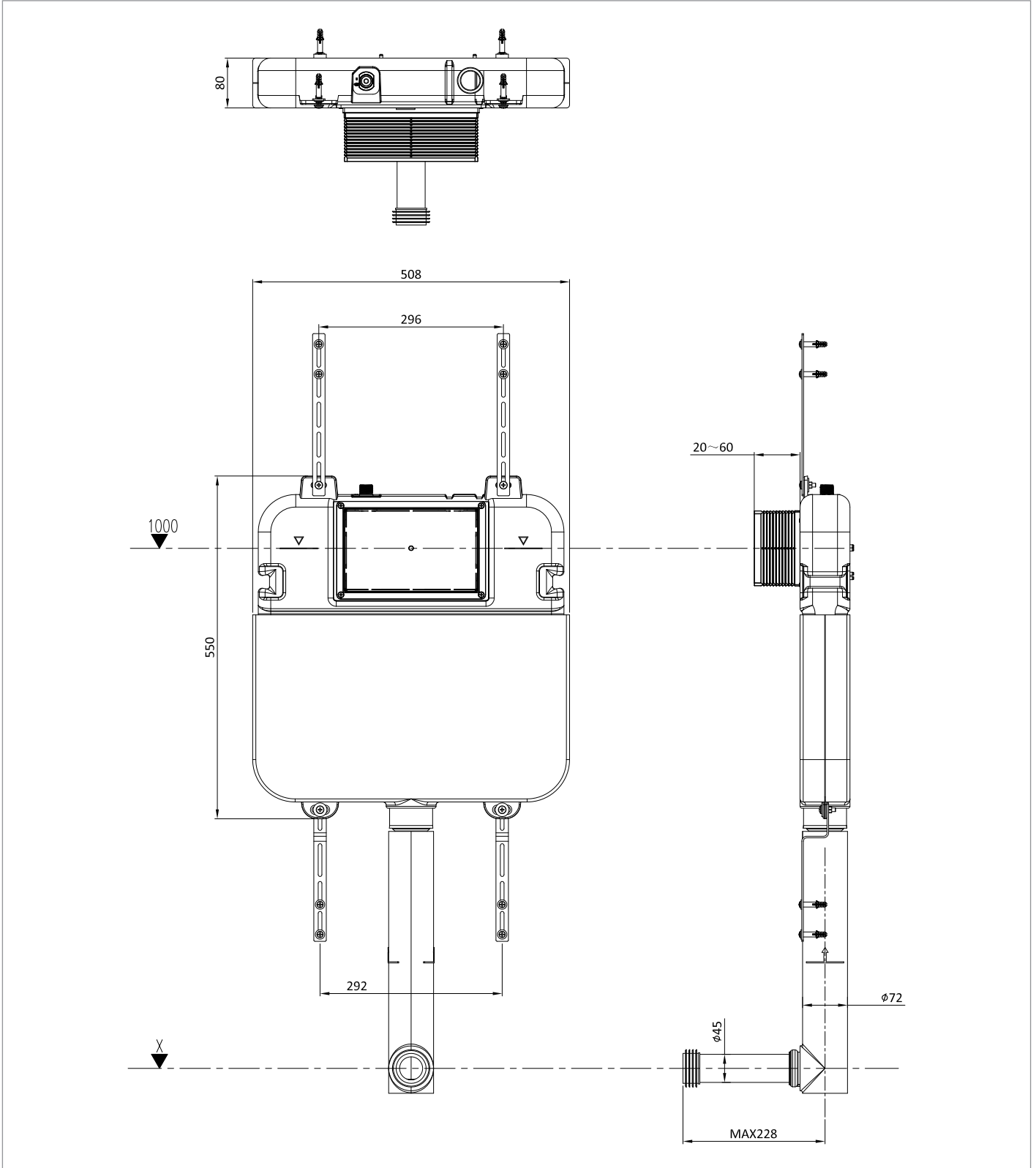
| | |
|-----------------------|--------------|
| CATEGORY | Sanitaryware |
| WARRANTY DETAILS | 5 Years |
| PRIMARY MATERIAL | Plastic |
| INSTALL TYPE | Wall Mounted |
| PRODUCT WIDTH MM | 508 |
| PRODUCT HEIGHT MM | 550 |
| PRODUCT LENGTH MM | 80 |
| PRODUCT NET WEIGHT KG | 4.29 |

| | |
|-------------------------|--|
| STANDARDS | BS EN 14055:2018 |
| APPROVAL | WRAS - 2212364 |
| FIXINGS INCLUDED | Yes |
| FLUSH VOLUME | 6/4L |
| FIXING TYPE | Wall Mounted fixing |
| CISTERN FLUSH MECHANISM | Dual Flush with Mechanical Flush Plate |
| NOISE CLASS | Group I |

TECHNICAL DIMENSIONS

Dimensions in mm unless otherwise specified.

Tolerances (per material type) apply.




SPARES LIST

Only the parts labelled are available as spares.

| |
|--|
| |
|--|

PRODUCT DATA SHEET



PRODUCT CODE

MPROFLUSHT

RANGE

MPRO

DESCRIPTION

MPRO Flush Plate Slate

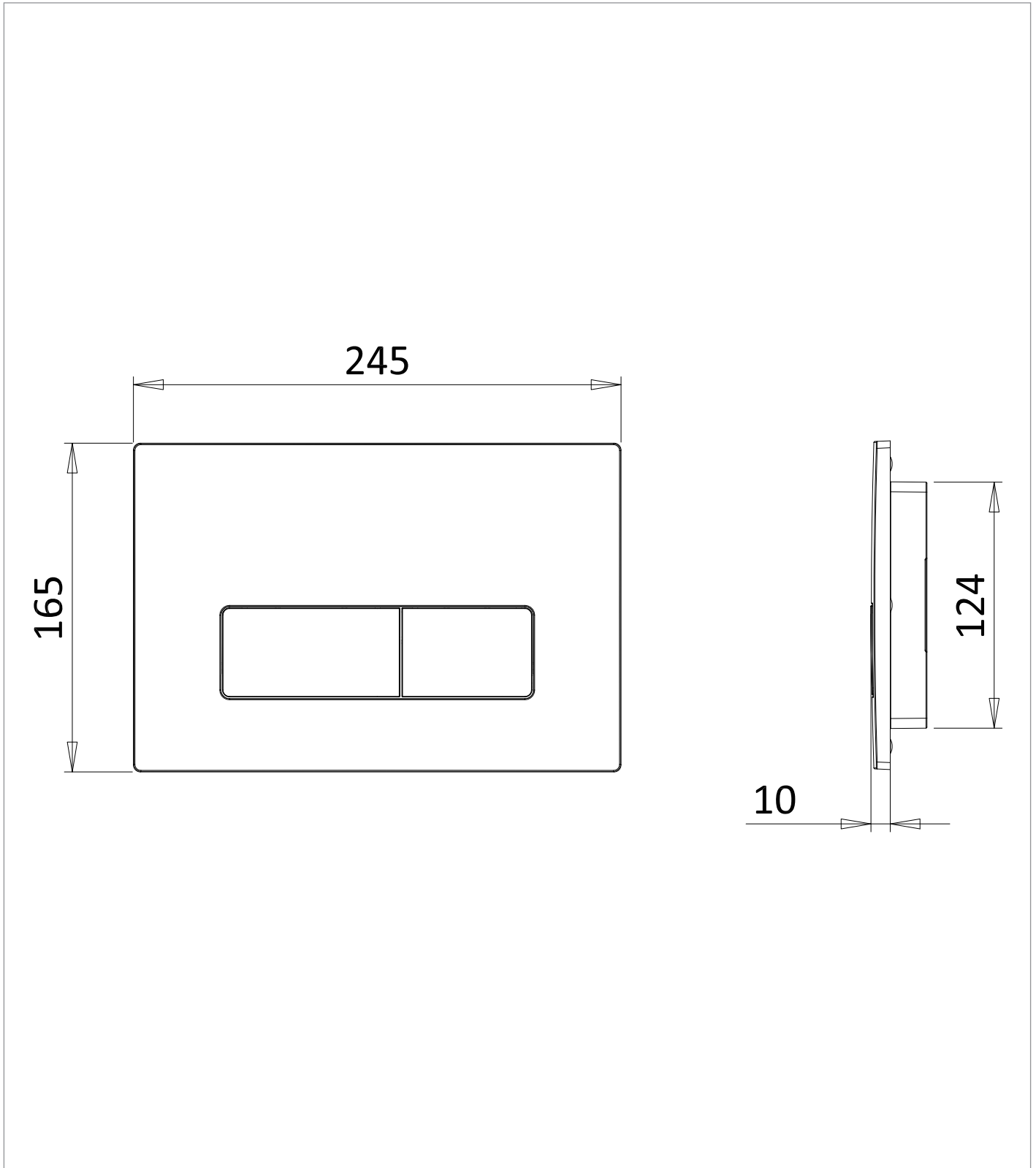
| | |
|-----------------------|--------------|
| CATEGORY | Sanitaryware |
| WARRANTY DETAILS | 2 Years |
| COLOUR | Slate |
| FINISH APPLICATION | PVD |
| PRIMARY MATERIAL | ABS |
| INSTALL TYPE | Wall Mounted |
| PRODUCT WIDTH MM | 245.3 |
| PRODUCT HEIGHT MM | 28.2 |
| PRODUCT LENGTH MM | 165.3 |
| PRODUCT NET WEIGHT KG | 0.33 |

| | |
|-------------------------|-----------------------|
| FIXINGS INCLUDED | Yes |
| CISTERN FLUSH MECHANISM | Dual Flush Mechanical |

TECHNICAL DIMENSIONS

Dimensions in mm unless otherwise specified.

Tolerances (per material type) apply.



SPARES LIST

Only the parts labelled are available as spares.

NO SPARES AVAILABLE