

PRODUCT DATA SHEET



PRODUCT CODE

WCC51X51R

RANGE

Toilet Cisterns

DESCRIPTION

Slimline Dual Flush Concealed Cistern
(with discharge pipe & installation kit)

WEBSITE LINK

[Click Here](#)

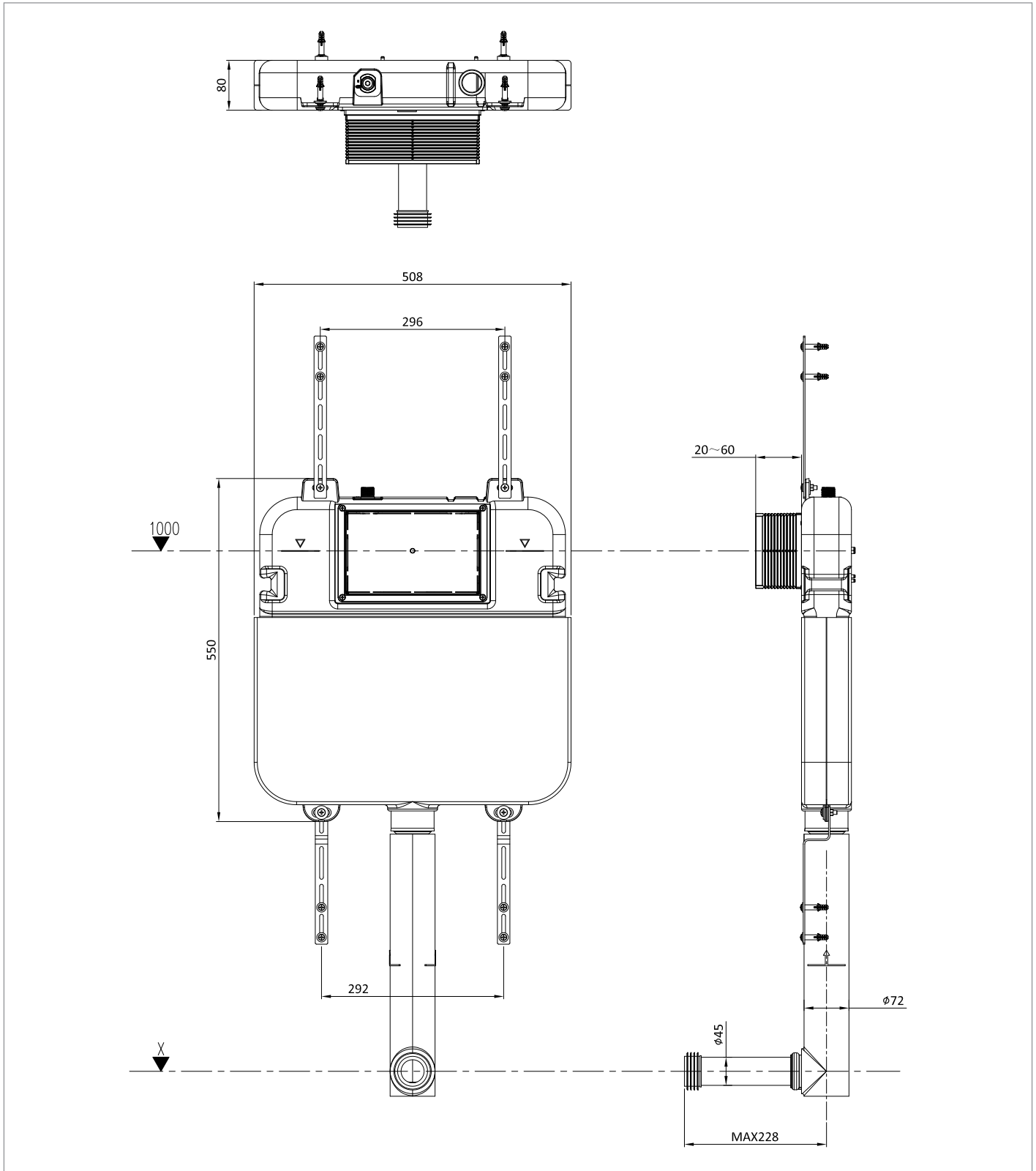
CATEGORY	Sanitaryware
WARRANTY DETAILS	5 Years
PRIMARY MATERIAL	Plastic
INSTALL TYPE	Wall Mounted
PRODUCT WIDTH MM	508
PRODUCT HEIGHT MM	550
PRODUCT LENGTH MM	80
PRODUCT NET WEIGHT KG	4.29

STANDARDS	BS EN 14055:2018
APPROVAL	WRAS - 2212364
FIXINGS INCLUDED	Yes
FLUSH VOLUME	6/4L
FIXING TYPE	Wall Mounted fixing
CISTERN FLUSH MECHANISM	Dual Flush with Mechanical Flush Plate
NOISE CLASS	Group I

TECHNICAL DIMENSIONS

Dimensions in mm unless otherwise specified.

Tolerances (per material type) apply.




SPARES LIST

Only the parts labelled are available as spares.

--

PRODUCT DATA SHEET

crosswater[®]



PRODUCT CODE

MPROFLUSHV

RANGE

MPRO

DESCRIPTION

MPRO Flush Plate Brushed Stainless

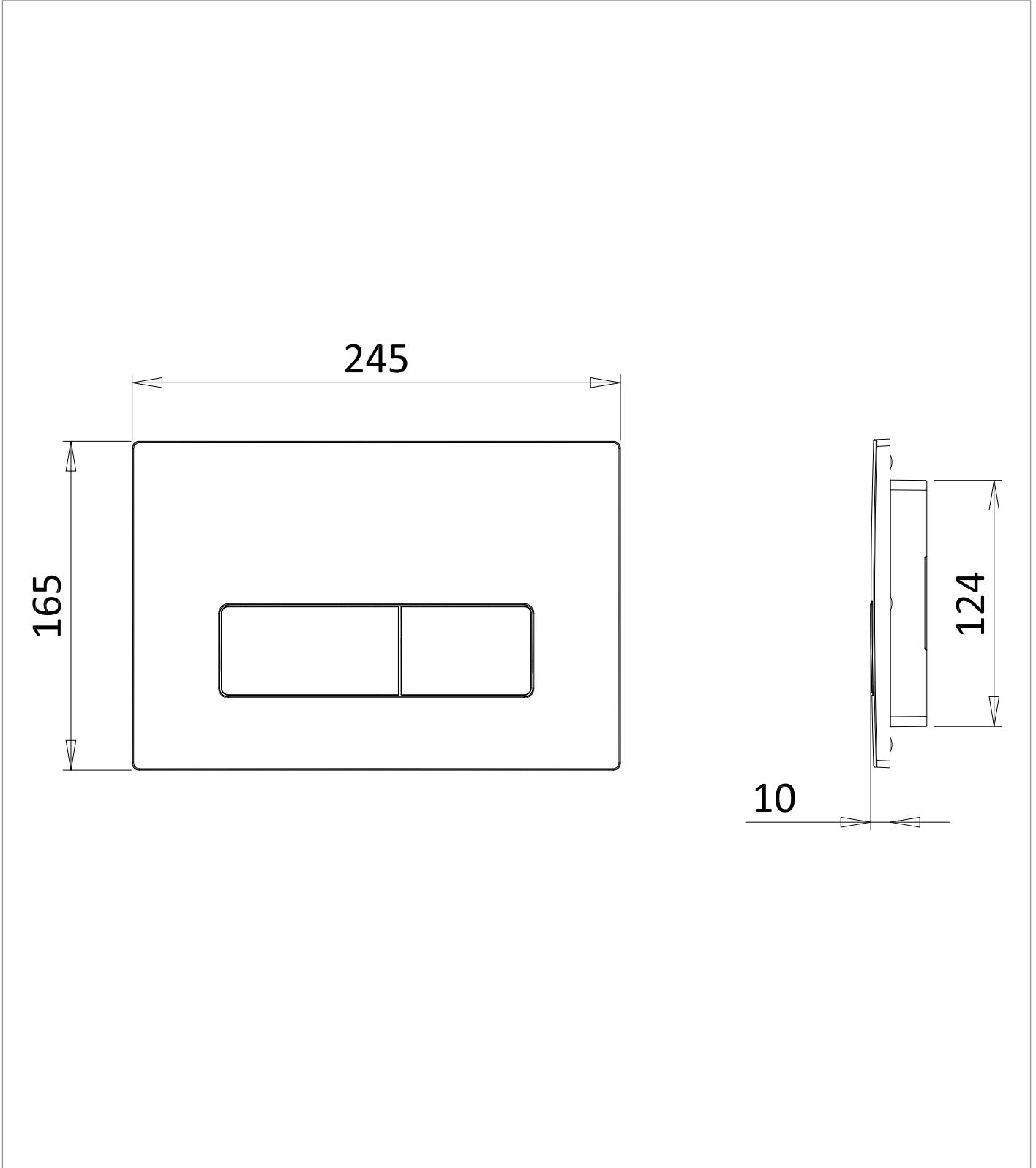
CATEGORY	Sanitaryware
WARRANTY DETAILS	2 Years
COLOUR	Stainless Steel Effect
FINISH APPLICATION	PVD
PRIMARY MATERIAL	ABS
INSTALL TYPE	Wall Mounted
PRODUCT WIDTH MM	245.3
PRODUCT HEIGHT MM	28.2
PRODUCT LENGTH MM	165.3
PRODUCT NET WEIGHT KG	0.33

FIXINGS INCLUDED	Yes
CISTERN FLUSH MECHANISM	Dual Flush Mechanical

TECHNICAL DIMENSIONS

Dimensions in mm unless otherwise specified.

Tolerances (per material type) apply.



SPARES LIST

Only the parts labelled are available as spares.

NO SPARES AVAILABLE