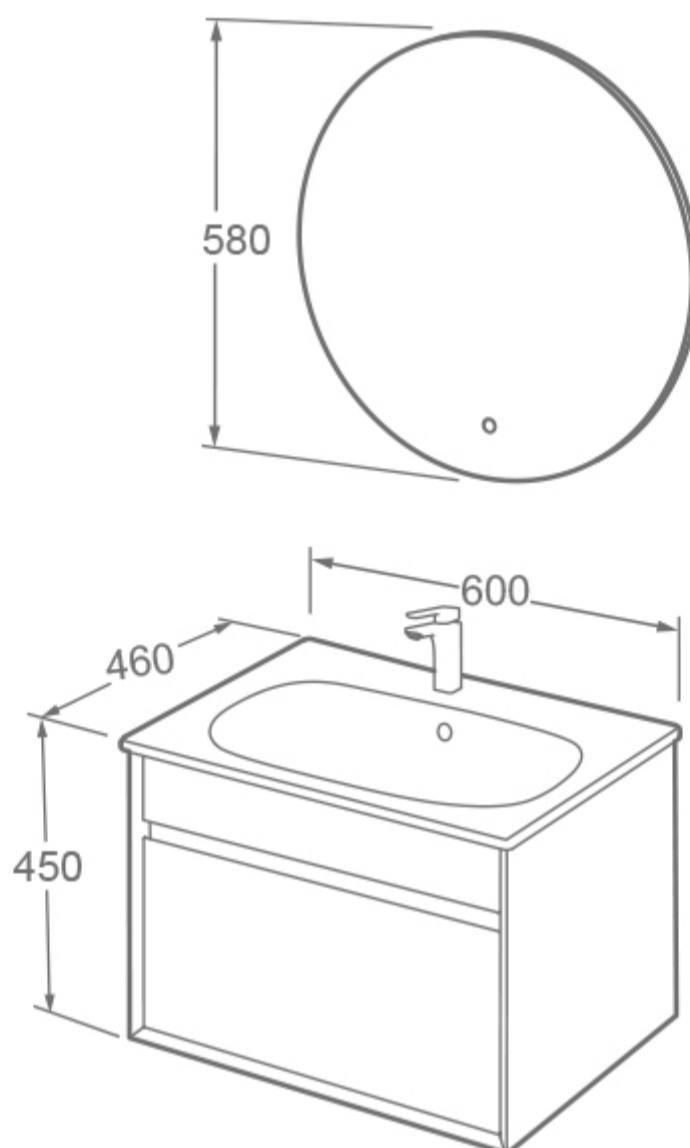


ALMA 600MM WALL MOUNTED SINGLE DRAWER CABINET

SKU: N/A

TECHNICAL DRAWING



Weight	0.196 kg
Colour	Natural Oak, Matt White, Natural Stone, Slate, Grey Marble
Range	Alma
Size	600mm

Dimensions are in millimetres except thread sizes which are BSP imperial.

NOTES

Our guarantee is subject to the product having been installed, used and maintained in accordance with our instructions. All working parts (such as hinges, ceramic disks, cartridges, seals and cistern fittings), which are subject to normal wear and tear, are covered for 36 months from proof of purchase date. This excludes seats, which are covered for 12 months. Our guarantee applies to the original purchaser and is nontransferable. Our guarantee is only applicable in the UK and ROI. This does not affect your statutory rights.

Information is provided for guidance only and is non-binding. All measurements are approximate and subject to standard tolerances. We reserve the right to change product specifications without prior notification.

Bathrooms designed to inspire, **built to last.**

T:01530 835598 E: sales@imex.team imex.website

Imex Ceramic UK Ltd
15 Sybron Way, Millbrook Industrial Estate, Crowborough, East Sussex, TN6 3DZ

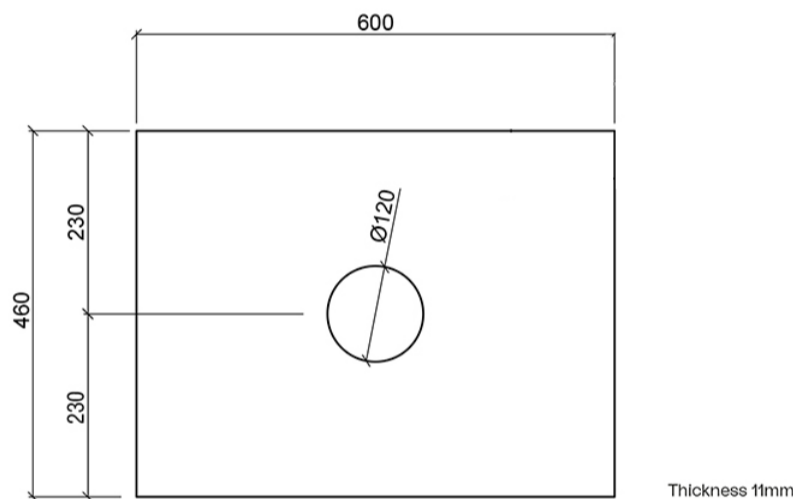
VAT Ref No: 101013309

ALMA QUARTZ WORKTOP IN SOLID WHITE

SKU: FTY2784-600-460-11-S0001

TECHNICAL DRAWING

FTY2784-600-460-11



Weight	0.015 kg
Range	Alma

Dimensions are in millimetres except thread sizes which are BSP imperial.

NOTES

Our guarantee is subject to the product having been installed, used and maintained in accordance with our instructions. All working parts (such as hinges, ceramic disks, cartridges, seals and cistern fittings), which are subject to normal wear and tear, are covered for 36 months from proof of purchase date. This excludes seats, which are covered for 12 months. Our guarantee applies to the original purchaser and is nontransferable. Our guarantee is only applicable in the UK and ROI. This does not affect your statutory rights.

Information is provided for guidance only and is non-binding. All measurements are approximate and subject to standard tolerances. We reserve the right to change product specifications without prior notification.

Bathrooms designed to inspire, **built to last.**

T:01530 835598 E: sales@imex.team imex.website

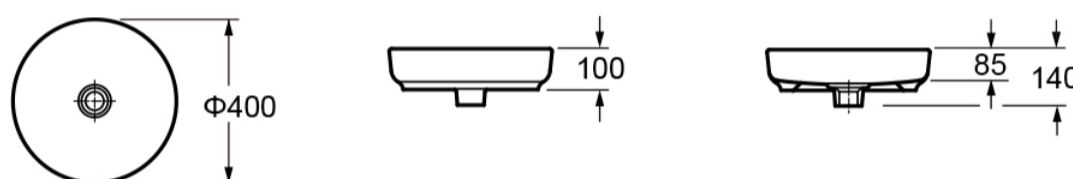
Imex Ceramic UK Ltd
15 Sybron Way, Millbrook Industrial Estate, Crowborough, East Sussex, TN6 3DZ

VAT Ref No: 101013309

ALMA ROUND COUNTERTOP BASIN

SKU: LW1818

TECHNICAL DRAWING



Weight	0.024 kg
Range	Alma

Dimensions are in millimetres except thread sizes which are BSP imperial.

NOTES

Our guarantee is subject to the product having been installed, used and maintained in accordance with our instructions. All working parts (such as hinges, ceramic disks, cartridges, seals and cistern fittings), which are subject to normal wear and tear, are covered for 36 months from proof of purchase date. This excludes seats, which are covered for 12 months. Our guarantee applies to the original purchaser and is nontransferable. Our guarantee is only applicable in the UK and ROI. This does not affect your statutory rights.

Information is provided for guidance only and is non-binding. All measurements are approximate and subject to standard tolerances. We reserve the right to change product specifications without prior notification.

Bathrooms designed to inspire, **built to last.**

T:01530 835598 E: sales@imex.team imex.website

Imex Ceramic UK Ltd
15 Sybron Way, Millbrook Industrial Estate, Crowborough, East Sussex, TN6 3DZ

VAT Ref No: 101013309