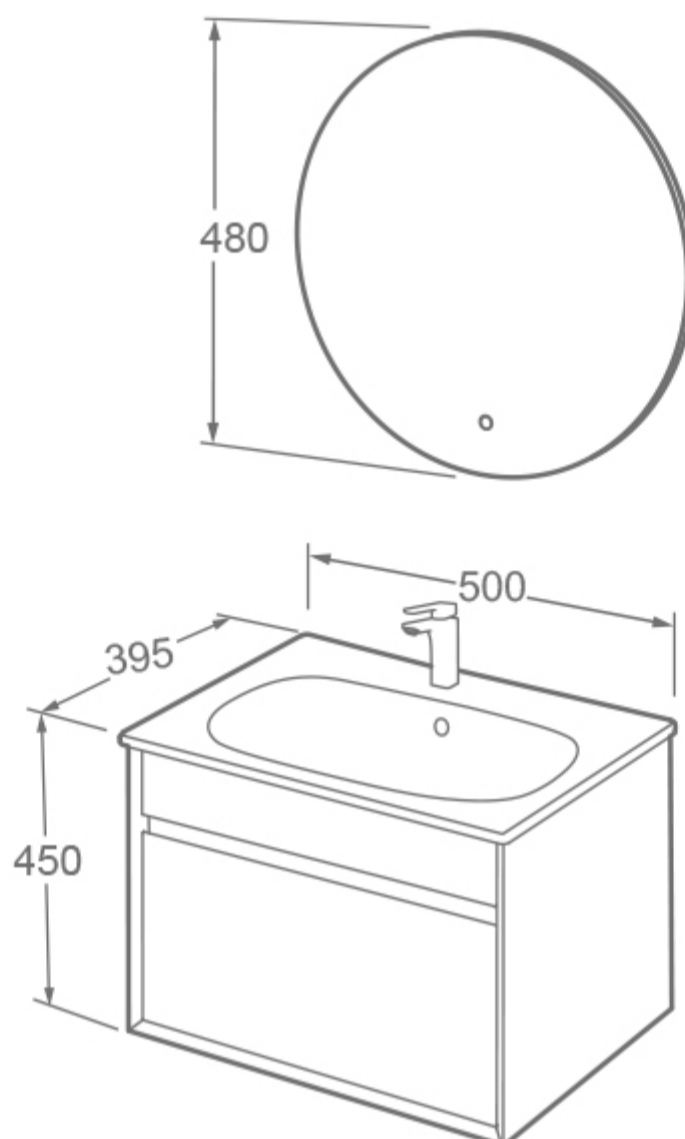


ALMA 500MM SINGLE DRAWER CABINET

SKU: N/A

TECHNICAL DRAWING



Weight	0.14 kg
Colour	Natural Oak, Matt White, Natural Stone, Slate, Grey Marble
Range	Alma
Size	500mm

Dimensions are in millimetres except thread sizes which are BSP imperial.

NOTES

Our guarantee is subject to the product having been installed, used and maintained in accordance with our instructions. All working parts (such as hinges, ceramic disks, cartridges, seals and cistern fittings), which are subject to normal wear and tear, are covered for 36 months from proof of purchase date. This excludes seats, which are covered for 12 months. Our guarantee applies to the original purchaser and is nontransferable. Our guarantee is only applicable in the UK and ROI. This does not affect your statutory rights.

Information is provided for guidance only and is non-binding. All measurements are approximate and subject to standard tolerances. We reserve the right to change product specifications without prior notification.

Bathrooms designed to inspire, **built to last.**

T:01530 835598 E: sales@imex.team imex.website

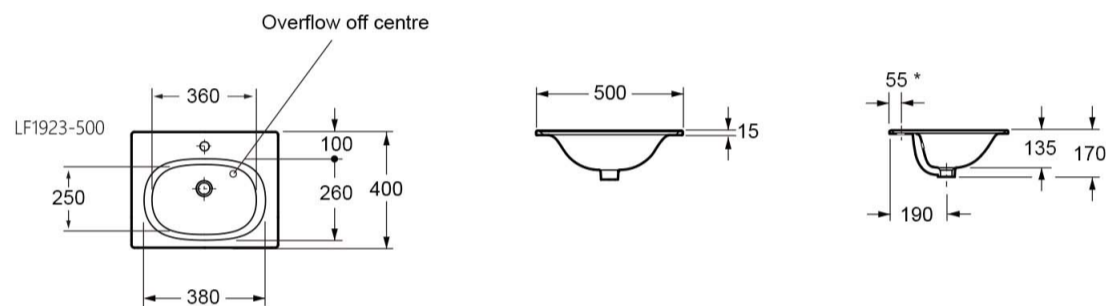
Imex Ceramic UK Ltd
15 Sybron Way, Millbrook Industrial Estate, Crowborough, East Sussex, TN6 3DZ

VAT Ref No: 101013309

ALMA 500MM SLIMLINE 1TH CERAMIC BASIN

SKU: LF1923-500

TECHNICAL DRAWING



* = Back to start of tap hole is 40mm & back to middle of tap hole is 60mm

Weight	0.028 kg
Range	Croma
Size	500mm
Type	1 Tap hole

Dimensions are in millimetres except thread sizes which are BSP imperial.

NOTES

Our guarantee is subject to the product having been installed, used and maintained in accordance with our instructions.

All working parts (such as hinges, ceramic disks, cartridges, seals and cistern fittings), which are subject to normal wear and tear, are covered for 36 months from proof of purchase date. This excludes seats, which are covered for 12 months.

Our guarantee applies to the original purchaser and is nontransferable. Our guarantee is only applicable in the UK and ROI.

This does not affect your statutory rights.

Information is provided for guidance only and is non-binding. All measurements are approximate and subject to standard tolerances. We reserve the right to change product specifications without prior notification.

Bathrooms designed to inspire, **built to last.**

T:01530 835598 E: sales@imex.team imex.website

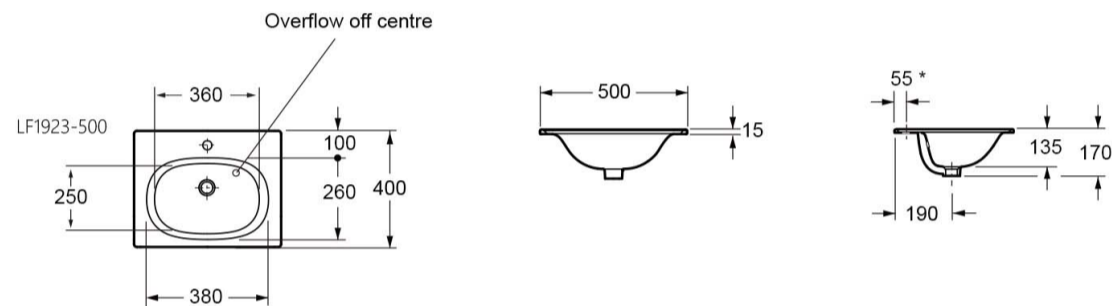
Imex Ceramic UK Ltd
15 Sybron Way, Millbrook Industrial Estate, Crowborough, East Sussex, TN6 3DZ

VAT Ref No: 101013309

ALMA 500MM SLIMLINE 1TH CERAMIC BASIN IN BLACK

SKU: LF1923-500BL

TECHNICAL DRAWING



* = Back to start of tap hole is 40mm & back to middle of tap hole is 60mm

Weight	0.028 kg
Range	Croma
Type	1 Tap hole
Size	500mm

Dimensions are in millimetres except thread sizes which are BSP imperial.

NOTES

Our guarantee is subject to the product having been installed, used and maintained in accordance with our instructions.

All working parts (such as hinges, ceramic disks, cartridges, seals and cistern fittings), which are subject to normal wear and tear, are covered for 36 months from proof of purchase date. This excludes seats, which are covered for 12 months.

Our guarantee applies to the original purchaser and is nontransferable. Our guarantee is only applicable in the UK and ROI. This does not affect your statutory rights.

Information is provided for guidance only and is non-binding. All measurements are approximate and subject to standard tolerances. We reserve the right to change product specifications without prior notification.

Bathrooms designed to inspire, **built to last.**

T:01530 835598 E: sales@imex.team imex.website

Imex Ceramic UK Ltd
15 Sybron Way, Millbrook Industrial Estate, Crowborough, East Sussex, TN6 3DZ

VAT Ref No: 101013309

PLASTIC BASIN OVERFLOW COVER IN BRUSHED BRASS

SKU: OVBR

Weight	0.02 kg
Range	Blade, Arco

Dimensions are in millimetres except thread sizes which are BSP imperial.

NOTES

Our guarantee is subject to the product having been installed, used and maintained in accordance with our instructions. All working parts (such as hinges, ceramic disks, cartridges, seals and cistern fittings), which are subject to normal wear and tear, are covered for 36 months from proof of purchase date. This excludes seats, which are covered for 12 months. Our guarantee applies to the original purchaser and is nontransferable. Our guarantee is only applicable in the UK and ROI. This does not affect your statutory rights.

Information is provided for guidance only and is non-binding. All measurements are approximate and subject to standard tolerances. We reserve the right to change product specifications without prior notification.

PLASTIC BASIN OVERFLOW COVER IN MATT BLACK

SKU: OVMB

Weight	0.02 kg
Range	Blade, Arco

Dimensions are in millimetres except thread sizes which are BSP imperial.

NOTES

Our guarantee is subject to the product having been installed, used and maintained in accordance with our instructions. All working parts (such as hinges, ceramic disks, cartridges, seals and cistern fittings), which are subject to normal wear and tear, are covered for 36 months from proof of purchase date. This excludes seats, which are covered for 12 months. Our guarantee applies to the original purchaser and is nontransferable. Our guarantee is only applicable in the UK and ROI. This does not affect your statutory rights.

Information is provided for guidance only and is non-binding. All measurements are approximate and subject to standard tolerances. We reserve the right to change product specifications without prior notification.