

# PRODUCT DATA SHEET



## PRODUCT CODE

WCF114X51R

## RANGE

Toilet Cisterns

## DESCRIPTION

WC Support Frame 1.12M Height (with dual flush concealed cistern & installation kit)

## WEBSITE LINK

[Click Here](#)

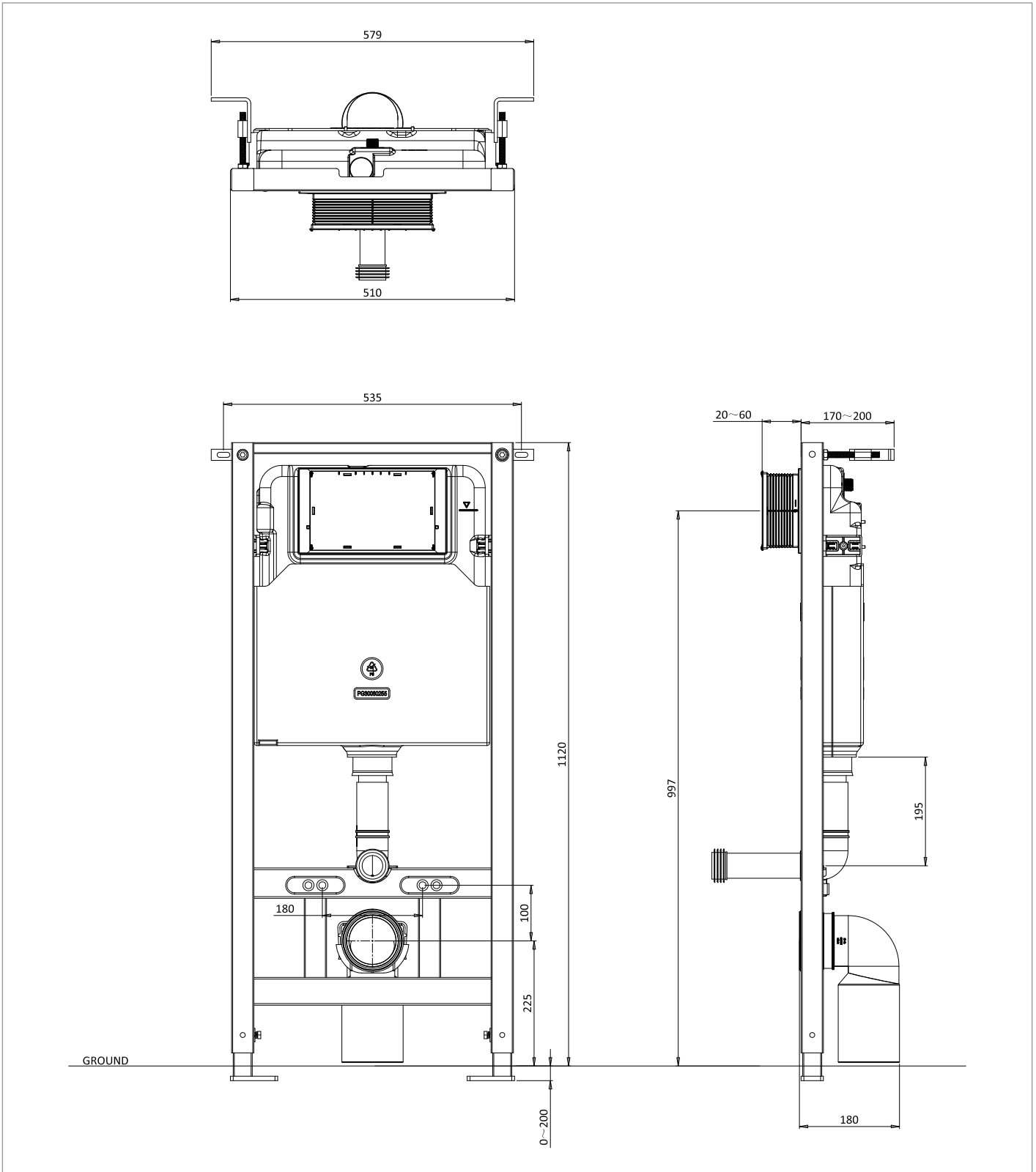
CATEGORY	Sanitaryware
WARRANTY DETAILS	5 Years
PRIMARY MATERIAL	Steel
SECONDARY MATERIAL	Plastic
INSTALL TYPE	Floor Standing
PRODUCT WIDTH MM	510
PRODUCT HEIGHT MM	1120
PRODUCT NET WEIGHT KG	16.99

STANDARDS	BS EN 14055:2018
APPROVAL	WRAS - 2212365
FIXINGS INCLUDED	Yes
FLUSH VOLUME	6/4L
FIXING TYPE	Floor fixing
CISTERN FLUSH MECHANISM	Dual Flush with Mechanical Flush Plate
NOISE CLASS	Group I

## TECHNICAL DIMENSIONS

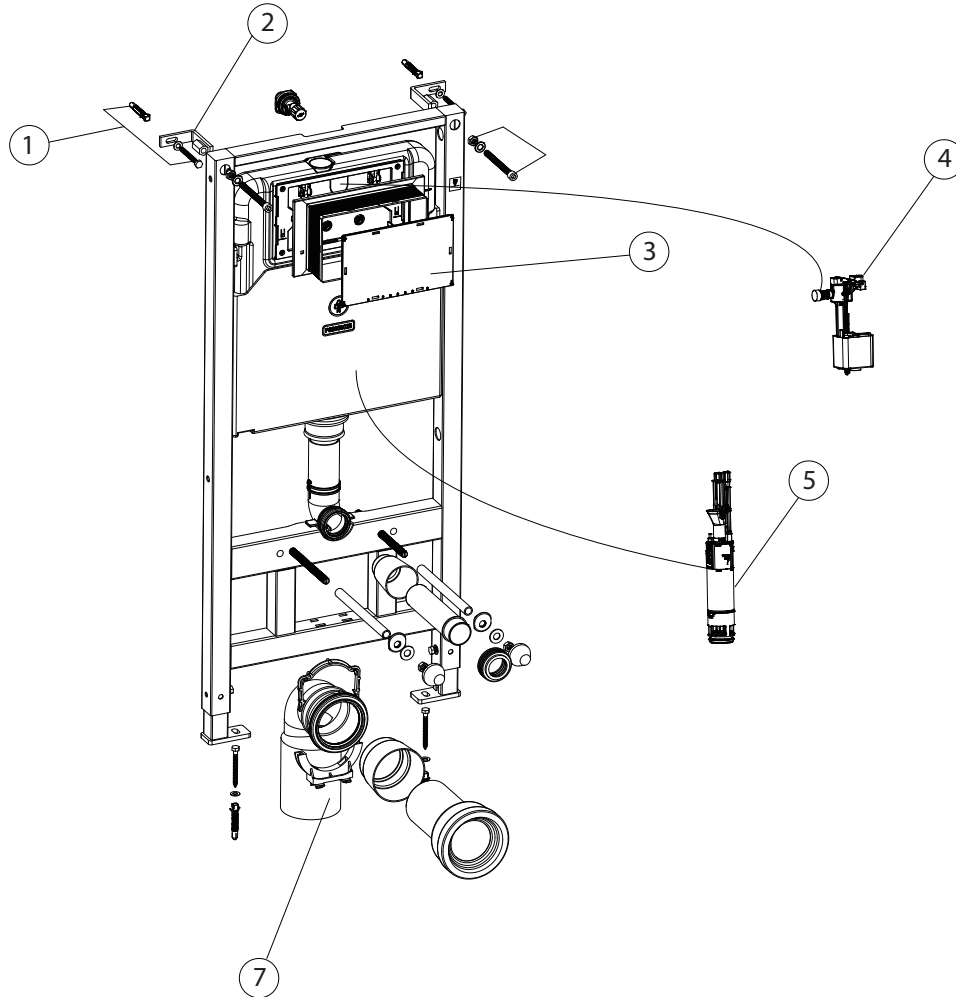
Dimensions in mm unless otherwise specified.

Tolerances (per material type) apply.




## SPARES LIST

Only the parts labelled are available as spares.



NUMBER	PART CODE	DESCRIPTION
1	CWSP001	Replacement fixing bracket for WCF80X45R/WCF98X45R/WCF114X51R
2	CWSP004	Replacement expansion bolt for concealed frames
3	CWSP009	Flush plate mounting assembly for WCF114X51R
4	CWSP021	Replacement fill valve for WCF114X51R
5	CWSP024	Replacement flush valve for WCC46X39R/WCF80X45R/WCF98X45R
6	CWSP027	Replacement flush rod for concealed cisterns and frames
7	CWSP028	Replacement waste pipe for concealed frames

# PRODUCT DATA SHEET



## PRODUCT CODE

VENFLUSHC

## RANGE

Venue

## DESCRIPTION

Venue Flush Plate Chrome

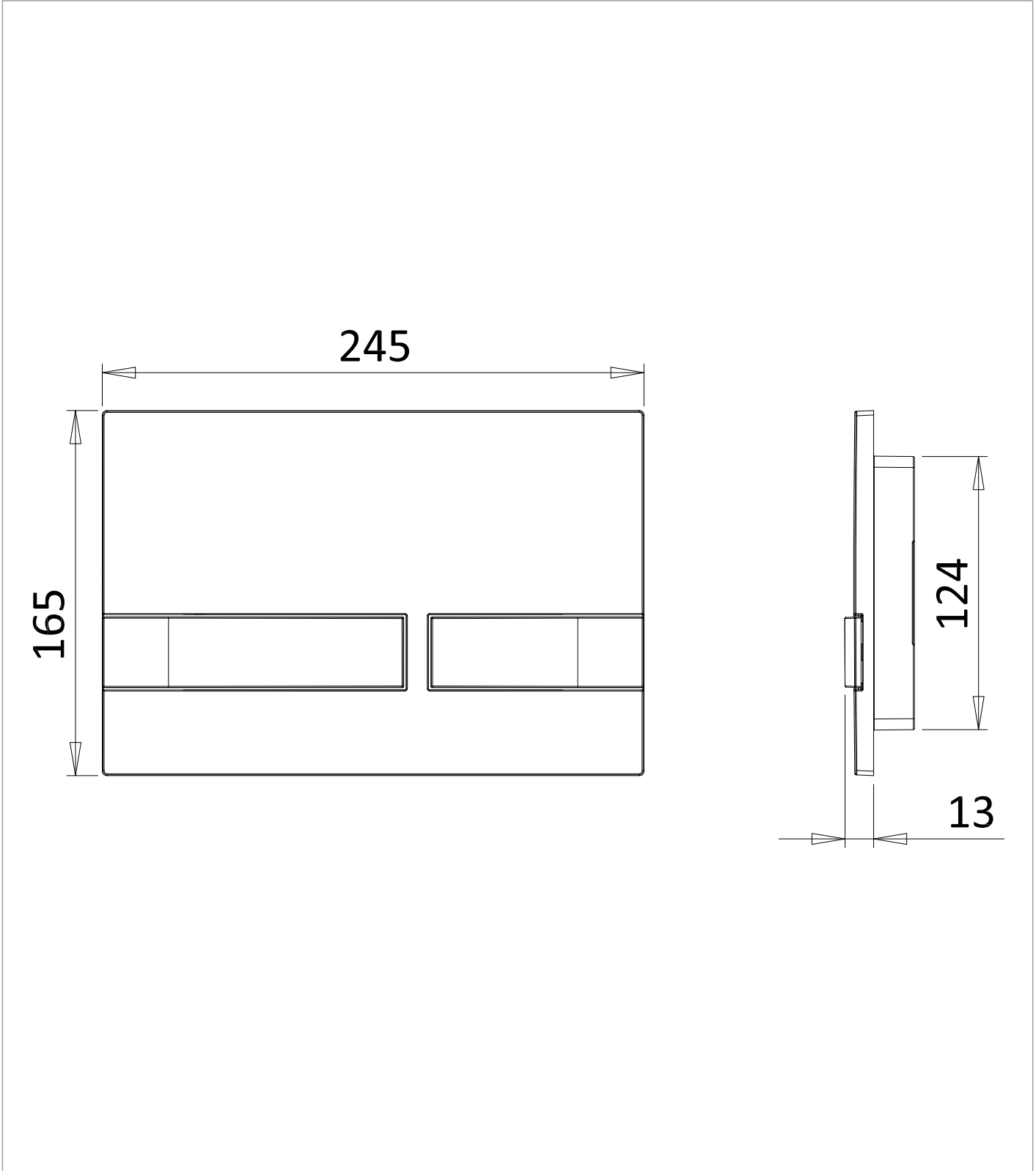
CATEGORY	Sanitaryware
WARRANTY DETAILS	2 Years
COLOUR	Chrome
FINISH APPLICATION	Electroplated
PRIMARY MATERIAL	ABS
INSTALL TYPE	Wall Mounted
PRODUCT WIDTH MM	245
PRODUCT HEIGHT MM	165
PRODUCT DEPTH MM	31
PRODUCT NET WEIGHT KG	0.34

FIXINGS INCLUDED	Yes
CISTERN FLUSH MECHANISM	Dual Flush Mechanical

## TECHNICAL DIMENSIONS

Dimensions in mm unless otherwise specified.

Tolerances (per material type) apply.



## SPARES LIST

Only the parts labelled are available as spares.

**NO SPARES AVAILABLE**