

Descripción

Shower tray with a new texture blending natural stone and slate

Range of measurements

- Width: From 70 cm to 100 cm
- Length: From 80 cm to 200 cm
- Height: 3 cm

Materials

- 90mm polypropylene siphon valve with horizontal or vertical drainage
- Made of resin with mineral loads of various granulometries and ISO-NPG gelcoat coating.
- Made with 80% natural materials.
- Manufactured with graphene microparticles and volcanic mineral fillers (Nanotech®).

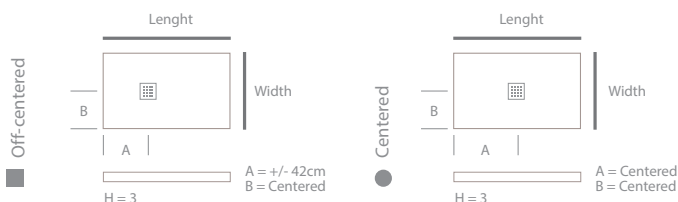
Features

- Possibility of manufacturing in a wide range of colours.
- Mass of the same color as the coating.
- Possibility of multiple waste covers options (See technical catalog).
- Weight reduction of up to 40% and increased resistance to impacts and scratches (Nanotech®).

Storage and installation

- Adhesion with polyurethane sealant such as Sikaflex 11FC is important.
- If storing the product, it should always be stored horizontally, never vertically or lying on its side.
- For cutting, it is recommended to use a continuous rim diamond blade.

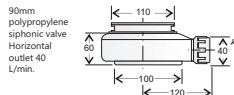
Sizes / Waste location / Weights / Wastes / Cutting types



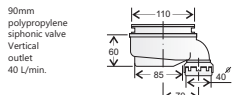
Length	Width	Length				
		70	75	80	90	100
80	Basalto			● 35 Kg		
	Lipari			● 22 Kg		
90	Basalto	● 35 Kg		● 45 Kg		
	Lipari	● 21 Kg		● 28 Kg		
100	Basalto	● 39 Kg	● 41 Kg	● 44 Kg	● 50 Kg	● 55 Kg
	Lipari	● 24 Kg	● 26 Kg	● 27 Kg	● 31 Kg	● 34 Kg
120	Basalto	■ 46 Kg	■ 50 Kg	■ 53 Kg	■ 59 Kg	■ 66 Kg
	Lipari	■ 29 Kg	■ 31 Kg	■ 33 Kg	■ 37 Kg	■ 41 Kg
140	Basalto	■ 54 Kg	■ 58 Kg	■ 62 Kg	■ 69 Kg	■ 77 Kg
	Lipari	■ 33 Kg	■ 36 Kg	■ 38 Kg	■ 43 Kg	■ 48 Kg
160	Basalto	■ 62 Kg	■ 66 Kg	■ 70 Kg	■ 79 Kg	■ 88 Kg
	Lipari	■ 38 Kg	■ 41 Kg	■ 44 Kg	■ 49 Kg	■ 54 Kg
180	Basalto	■ 69 Kg	■ 74 Kg	■ 79 Kg	■ 89 Kg	■ 99 Kg
	Lipari	■ 43 Kg	■ 46 Kg	■ 49 Kg	■ 55 Kg	■ 61 Kg
200	Basalto			■ 99 Kg	■ 110 Kg	
	Lipari			■ 61 Kg	■ 68 Kg	

Classic weight Lightweight (Nanotech®)


Standard Waste



Optional Waste



WASTE COVER



STE (SEE)

STANDARD CUT




BESPOKE CUT



PROPERTIES

- 100% waterproof (Absorption <0.01%) Non-porous
- Customizable Cuttable cm by cm
- Resistant to sudden temperature changes
- Anti-slip Grade 3
- High resistance to scratches, impacts, and abrasion
- Easy and fast installation Easy to cut and repair
- Resistance to stains and chemical agents Easier cleaning
- Comfortable to the touch Retains heat
- Possibility of any RAL/NCS colour
- Antibacterial Prevents the appearance of fungus and bacterial cultures
- Promotes low water consumption
- UV-resistant Noise reduction
- Environmentally friendly wood/cardboard packaging
- Eco-friendly compliant with CE regulations (REACH)


STANDARD COLOURS



TRENDY COLOURS



ZOOM / TEXTURE



*Due to different production processes, the final product may have slight variations in color and dimensions.

Tests

Product in compliance with the European Standard UNE-EN 14527, having passed all specified tests, and obtained the CE marking.

APPLICABLE TEST	STANDARD	RESULT
Cleanability: surface appearance	UNE-EN 14527:2006+A1:2010 apt.5.2.1	✓
Water drainage	UNE-EN 14527:2006+A1:2010 apt.5.2.2	✓
Bottom stability	UNE-EN 14527:2006+A1:2010 apt.5.3.2	✓
Chemical resistance and stain resistance	UNE-EN 14527:2006+A1:2010 apt.5.3.3	✓
Resistance to temperature variations	UNE-EN 14527:2006+A1:2010 apt.5.3.4/HDT >110°	✓
Slip resistance value	UNE-ENV 12633:2003 (class 3)	✓
Determination of the critical angle of slip	DIN 51097:1992 (class C)	✓
Compression resistance (MPa)	ASTM D695-15	✓





www.doccia.com

MODEL

Basalto-Lipari

 Doccia Group®