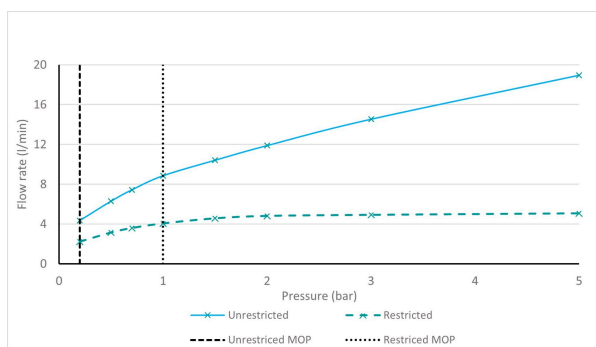



SPECIFICATION SHEET

COLLECTION: SAFARI

PRODUCT CODE: SAF-109S-SQ-LP-SBR



The flow rate displayed is calculated using ideal system conditions. This result should only be taken as an indication as the flow rate may vary depending on the specific in-situ configuration.

TAP TYPE

Basin Mixer

FINISH

Satin Brass

COLLECTION NAME

Safari

GUARANTEE

10 Year Guarantee

PLUMBING SYSTEM SUITABILITY

Gravity System, Pumped System, Combination Boiler, Pressurised System

MINIMUM OPERATING PRESSURE

0.2 Bar LP

MAXIMUM OPERATING PRESSURE

5.0 Bar HP

MATERIAL

Brass

HANDLES

1 Handle

tel: 01934 744466
email: sales@vado.com
www.vado.com

WHERE INSPIRATION FLOWS
TAPS | SHOWERS | FURNITURE



SPECIFICATION SHEET

COLLECTION: SAFARI

PRODUCT CODE: SAF-109S-SQ-LP-SBR

HOLES

2 Hole

MOUNTING

Wall Mounted

MIN-MAX WALL MOUNT

Min: 58mm. Max: 68mm.

WASTE

None (Smooth Bodied)

WITH ECOTURN COLD START TECHNOLOGY

No

WITH WATER FLOW STRAIGHTENER

No

WITH SWIVEL SPOUT

with Fixed Spout

WITH WATER FLOW AERATOR

No

CONNECTIONS / FITTINGS

2 x 1/2" female inlets

WALL HOLE DRILL DIAMETER

Spout: 45-55mm. Handle: 40-55mm

SPARE PARTS

Ceramic cartridge C-002-N30. Tile-to-mortar guide included.

STYLE

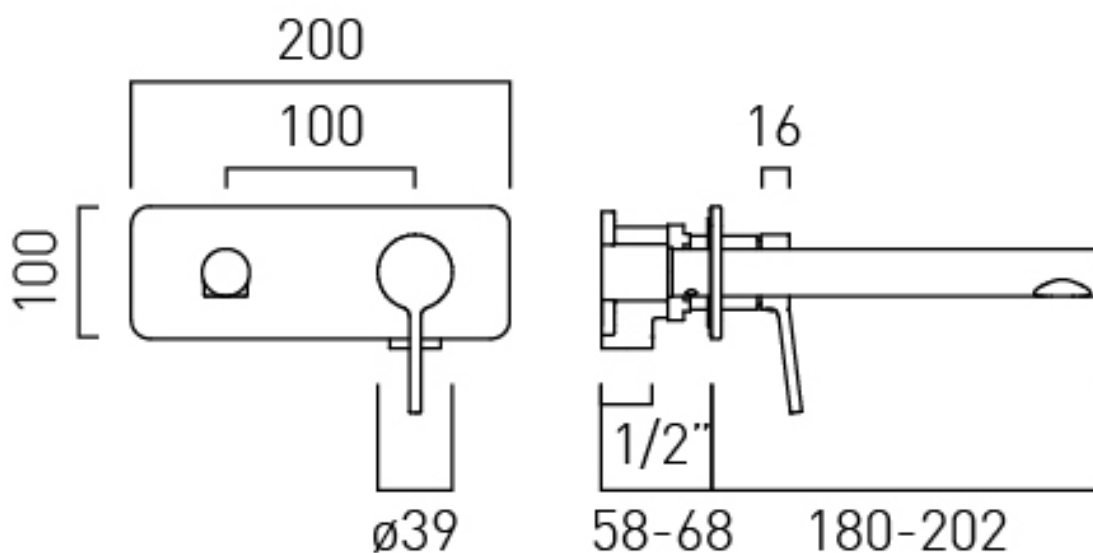
Round, Lever Handles



TECHNICAL DRAWING

COLLECTION: SAFARI

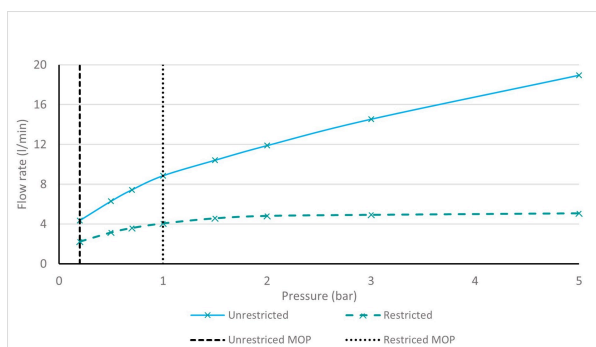

PRODUCT CODE: SAF-109S-SQ-LP-SBR



SPECIFICATION SHEET

COLLECTION: SAFARI

PRODUCT CODE: SAF-109S-SQ-SBR



The flow rate displayed is calculated using ideal system conditions. This result should only be taken as an indication as the flow rate may vary depending on the specific in-situ configuration.

TAP TYPE

Basin Mixer

FINISH

Satin Brass

COLLECTION NAME

Safari

GUARANTEE

10 Year Guarantee

PLUMBING SYSTEM SUITABILITY

Pumped System, Combination Boiler, Pressurised System

MINIMUM OPERATING PRESSURE

1.0 Bar MP

MAXIMUM OPERATING PRESSURE

5.0 Bar HP

MATERIAL

Brass

HANDLES

1 Handle

tel: 01934 744466
email: sales@vado.com
www.vado.com

WHERE INSPIRATION FLOWS
TAPS | SHOWERS | FURNITURE



SPECIFICATION SHEET

COLLECTION: SAFARI

PRODUCT CODE: SAF-109S-SQ-SBR

HOLES

2 Hole

MOUNTING

Wall Mounted

MIN-MAX WALL MOUNT

Min: 58mm. Max: 68mm.

WASTE

None (Smooth Bodied)

RECOMMENDED FLOW REGULATOR

5l/m flow regulator as standard

WITH ECOTURN COLD START TECHNOLOGY

No

WITH WATER FLOW STRAIGHTENER

No

WITH SWIVEL SPOUT

with Fixed Spout

WITH WATER FLOW AERATOR

No

CONNECTIONS / FITTINGS

2 x 1/2" female inlets

WALL HOLE DRILL DIAMETER

Spout: 45-55mm. Handle: 40-55mm

SPARE PARTS

Ceramic cartridge C-002-N30. Tile-to-mortar guide included.



SPECIFICATION SHEET

COLLECTION: SAFARI

PRODUCT CODE: SAF-109S-SQ-SBR

STYLE

Round, Lever Handles



TECHNICAL DRAWING

COLLECTION: SAFARI

PRODUCT CODE: SAF-109S-SQ-SBR

