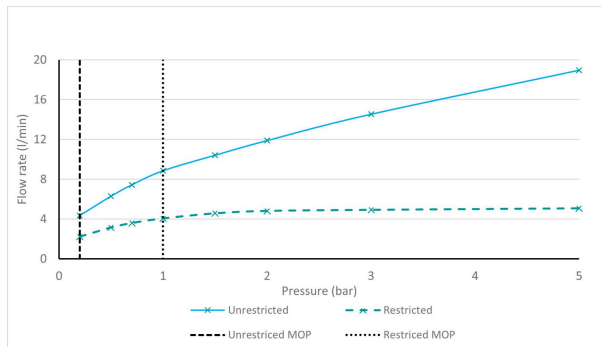


# SPECIFICATION SHEET

COLLECTION: SAFARI

PRODUCT CODE: SAF-109S-LP-PEW



The flow rate displayed is calculated using ideal system conditions. This result should only be taken as an indication as the flow rate may vary depending on the specific in-situ configuration.

## TAP TYPE

Basin Mixer

## FINISH

Pewter

## COLLECTION NAME

Safari

## GUARANTEE

10 Year Guarantee

## PLUMBING SYSTEM SUITABILITY

Gravity System, Pumped System, Combination Boiler, Pressurised System

## MINIMUM OPERATING PRESSURE

0.2 Bar LP

## MAXIMUM OPERATING PRESSURE

5.0 Bar HP

## MATERIAL

Brass

## HANDLES

1 Handle

tel: 01934 744466  
email: [sales@vado.com](mailto:sales@vado.com)  
[www.vado.com](http://www.vado.com)

WHERE INSPIRATION FLOWS  
TAPS | SHOWERS | FURNITURE



# SPECIFICATION SHEET

COLLECTION: SAFARI

PRODUCT CODE: SAF-109S-LP-PEW

## HOLES

2 Hole

## MOUNTING

Wall Mounted

## MIN-MAX WALL MOUNT

Min: 58mm. Max: 68mm.

## WASTE

None (Smooth Bodied)

## WITH ECOTURN COLD START TECHNOLOGY

No

## WITH WATER FLOW STRAIGHTENER

No

## WITH SWIVEL SPOUT

with Fixed Spout

## WITH WATER FLOW AERATOR

No

## CONNECTIONS / FITTINGS

2 x 1/2" female inlets

## WALL HOLE DRILL DIAMETER

Spout: 45-55mm. Handle: 40-55mm

## SPARE PARTS

Ceramic cartridge C-002-N30. Tile-to-mortar guide included.

## STYLE

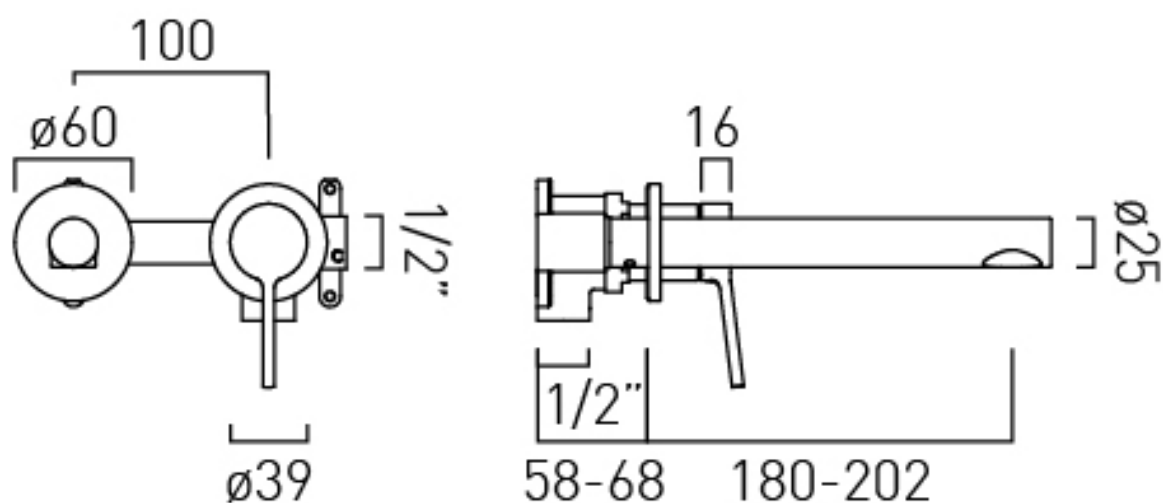
Round, Lever Handles



# TECHNICAL DRAWING

COLLECTION: SAFARI

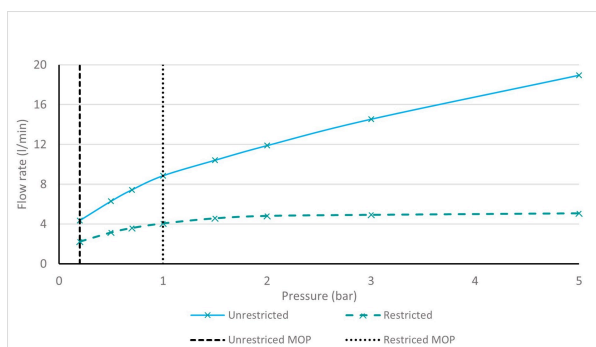
PRODUCT CODE: SAF-109S-LP-PEW



# SPECIFICATION SHEET

COLLECTION: SAFARI

PRODUCT CODE: SAF-109S-PEW



The flow rate displayed is calculated using ideal system conditions. This result should only be taken as an indication as the flow rate may vary depending on the specific in-situ configuration.

## TAP TYPE

Basin Mixer

## FINISH

Pewter

## COLLECTION NAME

Safari

## GUARANTEE

10 Year Guarantee

## PLUMBING SYSTEM SUITABILITY

Pumped System, Combination Boiler, Pressurised System

## MINIMUM OPERATING PRESSURE

1.0 Bar MP

## MAXIMUM OPERATING PRESSURE

5.0 Bar HP

## MATERIAL

Brass

## HANDLES

1 Handle

tel: 01934 744466  
email: [sales@vado.com](mailto:sales@vado.com)  
[www.vado.com](http://www.vado.com)

WHERE INSPIRATION FLOWS  
TAPS | SHOWERS | FURNITURE



# SPECIFICATION SHEET

COLLECTION: SAFARI  
PRODUCT CODE: SAF-109S-PEW

## HOLES

2 Hole

## MOUNTING

Wall Mounted

## MIN-MAX WALL MOUNT

Min: 58mm. Max: 68mm.

## WASTE

None (Smooth Bodied)

## RECOMMENDED FLOW REGULATOR

5l/m flow regulator as standard

## WITH ECOTURN COLD START TECHNOLOGY

No

## WITH WATER FLOW STRAIGHTENER

No

## WITH SWIVEL SPOUT

with Fixed Spout

## WITH WATER FLOW AERATOR

No

## CONNECTIONS / FITTINGS

2 x 1/2" female inlets

## WALL HOLE DRILL DIAMETER

Spout: 45-55mm. Handle: 40-55mm

## SPARE PARTS

Ceramic cartridge C-002-N30. Tile-to-mortar guide included.



# SPECIFICATION SHEET

COLLECTION: SAFARI  
PRODUCT CODE: SAF-109S-PEW

## STYLE

Round, Lever Handles



# TECHNICAL DRAWING

COLLECTION: SAFARI

PRODUCT CODE: SAF-109S-PEW

