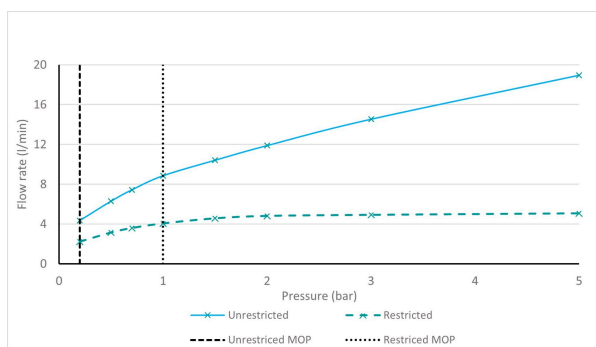


# SPECIFICATION SHEET

COLLECTION: SAFARI

PRODUCT CODE: SAF-109S-LP-CP



The flow rate displayed is calculated using ideal system conditions. This result should only be taken as an indication as the flow rate may vary depending on the specific in-situ configuration.

## TAP TYPE

Basin Mixer

## FINISH

Chrome

## COLLECTION NAME

Safari

## GUARANTEE

15 Year Guarantee

## PLUMBING SYSTEM SUITABILITY

Gravity System, Pumped System, Combination Boiler, Pressurised System

## MINIMUM OPERATING PRESSURE

0.2 Bar LP

## MAXIMUM OPERATING PRESSURE

5.0 Bar HP

## MATERIAL

Brass

## HANDLES

1 Handle

tel: 01934 744466  
email: [sales@vado.com](mailto:sales@vado.com)  
[www.vado.com](http://www.vado.com)

WHERE INSPIRATION FLOWS  
TAPS | SHOWERS | FURNITURE



# SPECIFICATION SHEET

COLLECTION: SAFARI

PRODUCT CODE: SAF-109S-LP-CP

## HOLES

2 Hole

## MOUNTING

Wall Mounted

## MIN-MAX WALL MOUNT

Min: 58mm. Max: 68mm.

## WASTE

None (Smooth Bodied)

## WITH ECOTURN COLD START TECHNOLOGY

No

## WITH WATER FLOW STRAIGHTENER

No

## WITH SWIVEL SPOUT

with Fixed Spout

## WITH WATER FLOW AERATOR

No

## CONNECTIONS / FITTINGS

2 x 1/2" female inlets

## WALL HOLE DRILL DIAMETER

Spout: 45-55mm. Handle: 40-55mm

## SPARE PARTS

Ceramic cartridge C-002-N30. Tile-to-mortar guide included.

## STYLE

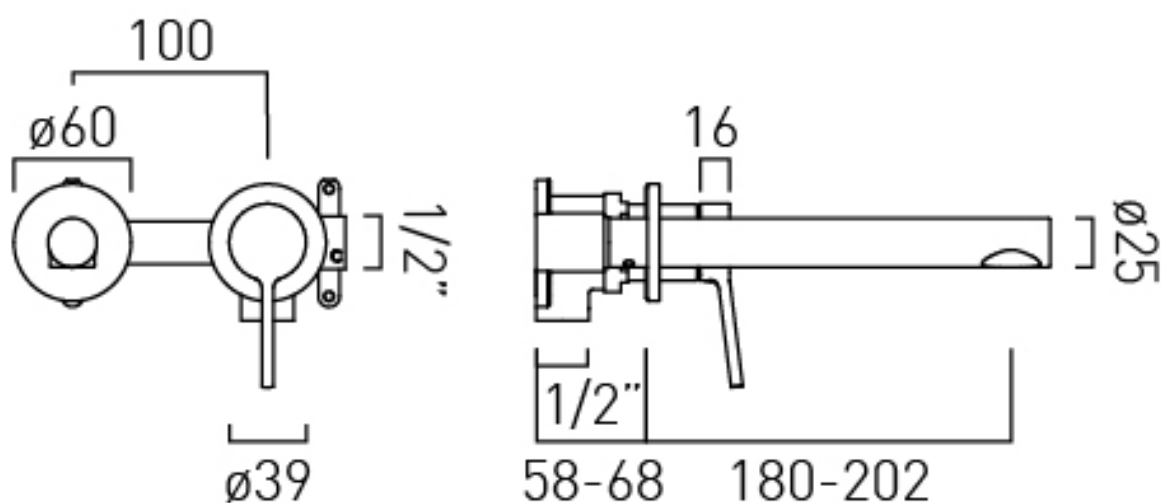
Round, Lever Handles



# TECHNICAL DRAWING

COLLECTION: SAFARI

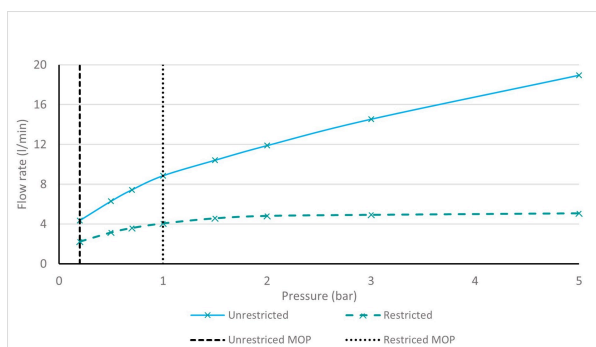
PRODUCT CODE: SAF-109S-LP-CP



# SPECIFICATION SHEET

COLLECTION: SAFARI

PRODUCT CODE: SAF-109S-CP



The flow rate displayed is calculated using ideal system conditions. This result should only be taken as an indication as the flow rate may vary depending on the specific in-situ configuration.

## TAP TYPE

Basin Mixer

## FINISH

Chrome

## COLLECTION NAME

Safari

## GUARANTEE

15 Year Guarantee

## PLUMBING SYSTEM SUITABILITY

Pumped System, Combination Boiler, Pressurised System

## MINIMUM OPERATING PRESSURE

1.0 Bar MP

## MAXIMUM OPERATING PRESSURE

5.0 Bar HP

## MATERIAL

Brass

## HANDLES

1 Handle

tel: 01934 744466  
email: [sales@vado.com](mailto:sales@vado.com)  
[www.vado.com](http://www.vado.com)

WHERE INSPIRATION FLOWS  
TAPS | SHOWERS | FURNITURE



# SPECIFICATION SHEET

COLLECTION: SAFARI  
PRODUCT CODE: SAF-109S-CP

## HOLES

2 Hole

## MOUNTING

Wall Mounted

## MIN-MAX WALL MOUNT

Min: 58mm. Max: 68mm.

## WASTE

None (Smooth Bodied)

## RECOMMENDED FLOW REGULATOR

5l/m flow regulator as standard

## WITH ECOTURN COLD START TECHNOLOGY

No

## WITH WATER FLOW STRAIGHTENER

No

## WITH SWIVEL SPOUT

with Fixed Spout

## WITH WATER FLOW AERATOR

No

## CONNECTIONS / FITTINGS

2 x 1/2" female inlets

## WALL HOLE DRILL DIAMETER

Spout: 45-55mm. Handle: 40-55mm

## SPARE PARTS

Ceramic cartridge C-002-N30. Tile-to-mortar guide included.



# SPECIFICATION SHEET

COLLECTION: SAFARI  
PRODUCT CODE: SAF-109S-CP

## STYLE

Round, Lever Handles

tel: 01934 744466  
email: [sales@vado.com](mailto:sales@vado.com)  
[www.vado.com](http://www.vado.com)

WHERE INSPIRATION FLOWS  
TAPS | SHOWERS | FURNITURE



# TECHNICAL DRAWING

COLLECTION: SAFARI

PRODUCT CODE: SAF-109S-CP

