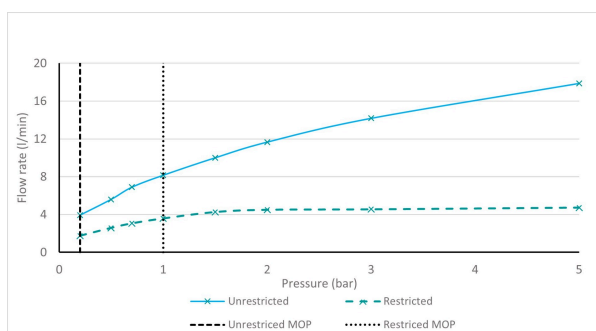


# SPECIFICATION SHEET

COLLECTION: SAFARI

PRODUCT CODE: SAF-100E/SB-LP-CP



The flow rate displayed is calculated using ideal system conditions. This result should only be taken as an indication as the flow rate may vary depending on the specific in-situ configuration.

## TAP TYPE

Basin Mixer

## FINISH

Chrome

## COLLECTION NAME

Safari

## GUARANTEE

15 Year Guarantee

## BASIN MIXER SIZE

Extended Mono Basin Mixer

## PLUMBING SYSTEM SUITABILITY

Gravity System, Pumped System, Combination Boiler, Pressurised System

## MINIMUM OPERATING PRESSURE

0.2 Bar LP

## MAXIMUM OPERATING PRESSURE

5.0 Bar HP

## MATERIAL

Brass

tel: 01934 744466  
email: [sales@vado.com](mailto:sales@vado.com)  
[www.vado.com](http://www.vado.com)

WHERE INSPIRATION FLOWS  
TAPS | SHOWERS | FURNITURE



# SPECIFICATION SHEET

COLLECTION: SAFARI

PRODUCT CODE: SAF-100E/SB-LP-CP

## HANDLES

Single Lever

## HOLES

1 Hole

## MOUNTING

Deck Mounted

## WASTE

None (Smooth Bodied)

## WITH ECOTURN COLD START TECHNOLOGY

No

## WITH WATER FLOW STRAIGHTENER

Yes

## WITH SWIVEL SPOUT

with Fixed Spout

## WITH WATER FLOW AERATOR

No

## CONNECTIONS / FITTINGS

2 1/2" 400mm flexipipe connection

## DECK HOLE DRILL DIAMETER

35mm

## SPARE PARTS

Ceramic cartridge C-001-A30

## STYLE

Round, Lever Handles



# SPECIFICATION SHEET

COLLECTION: SAFARI

PRODUCT CODE: SAF-100E/SB-LP-CP

## NOTES

Cold-start technology

tel: 01934 744466  
email: [sales@vado.com](mailto:sales@vado.com)  
[www.vado.com](http://www.vado.com)

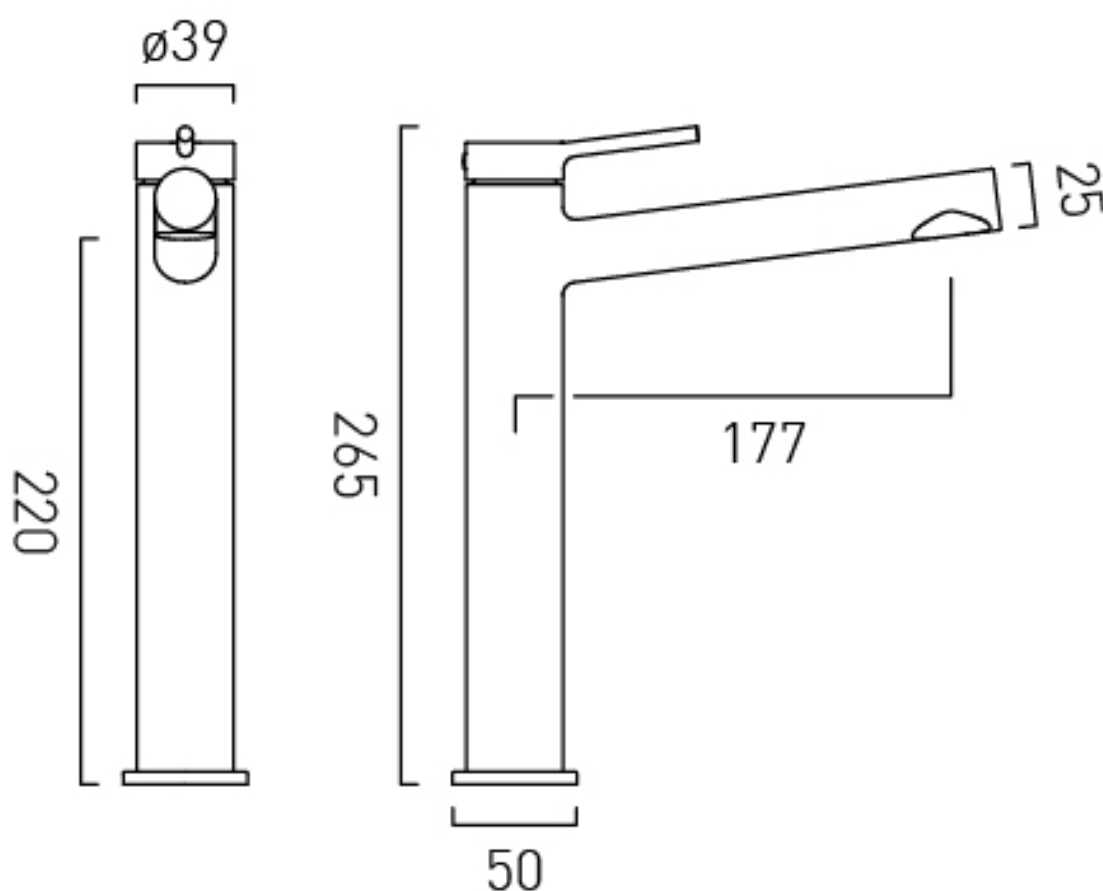
WHERE INSPIRATION FLOWS  
TAPS | SHOWERS | FURNITURE



# TECHNICAL DRAWING

COLLECTION: SAFARI

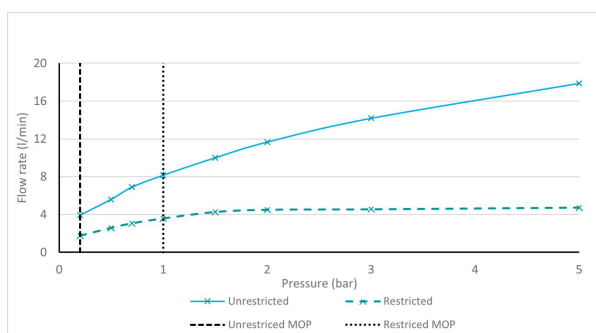
PRODUCT CODE: SAF-100E/SB-LP-CP



# SPECIFICATION SHEET

COLLECTION: SAFARI

PRODUCT CODE: SAF-100E/SB-CP



The flow rate displayed is calculated using ideal system conditions. This result should only be taken as an indication as the flow rate may vary depending on the specific in-situ configuration.

## TAP TYPE

Basin Mixer

## FINISH

Chrome

## COLLECTION NAME

Safari

## GUARANTEE

15 Year Guarantee

## BASIN MIXER SIZE

Extended Mono Basin Mixer

## PLUMBING SYSTEM SUITABILITY

Pumped System, Combination Boiler, Pressurised System

## MINIMUM OPERATING PRESSURE

1.0 Bar MP

## MAXIMUM OPERATING PRESSURE

5.0 Bar HP

## MATERIAL

Brass

tel: 01934 744466  
email: [sales@vado.com](mailto:sales@vado.com)  
[www.vado.com](http://www.vado.com)

WHERE INSPIRATION FLOWS  
TAPS | SHOWERS | FURNITURE



# SPECIFICATION SHEET

COLLECTION: SAFARI

PRODUCT CODE: SAF-100E/SB-CP

## HANDLES

Single Lever

## HOLES

1 Hole

## MOUNTING

Deck Mounted

## WASTE

None (Smooth Bodied)

## RECOMMENDED FLOW REGULATOR

5L/min flow regulator fitted as standard

## WITH ECOTURN COLD START TECHNOLOGY

No

## WITH WATER FLOW STRAIGHTENER

Yes

## WITH SWIVEL SPOUT

with Fixed Spout

## WITH WATER FLOW AERATOR

No

## CONNECTIONS / FITTINGS

2 1/2" 400mm flexipipe connection

## DECK HOLE DRILL DIAMETER

35mm

## SPARE PARTS

Ceramic cartridge C-001-A30



# SPECIFICATION SHEET

COLLECTION: SAFARI

PRODUCT CODE: SAF-100E/SB-CP

## STYLE

Round, Lever Handles

## NOTES

Cold-start technology



# TECHNICAL DRAWING

COLLECTION: SAFARI

PRODUCT CODE: SAF-100E/SB-CP

