

The following trays will be discontinued once stock is gone (S177RTTO / S1776RTTO). To be replaced by 1700 x 700 and 1700 x 760 trays.



Touchstone Tray

Design details



Graduated adjustable leg and easy-fit tray panel kit.



Adjustable leg system.



90mm fast flow waste, includes hair trap and chrome cover.



*Quadrant tray is handed – please choose L for Left Hand and R for Right Hand when ordering.

Riser kit can adjust to 85mm.



TOUCHSTONE

Beautifully sculpted shower trays, angled and contoured to match enclosures and spaces, achieving the perfect combination of luxury, elegance and durability.

features

- » Lifetime Guarantee
- » 50mm high to achieve minimalist design
- » Available as low level or with tray
- » panel kits for easy installation
- » Compatible 90mm fast flow waste also available
- » More than 30 sizes available

Rectangular & Square Trays (Waste sold separately)

Size	Code	Tray Panel Kit	Price £ Exc. VAT	Price £ Inc. VAT
700 x 700	S70SQTO	Kit 4	117.50	141.00
760 x 760	S76SQTO	Kit 4	116.67	140.00
800 x 800	S80SQTO	Kit 4	136.67	164.00
900 x 900	S90SQTO	Kit 4	152.50	183.00
800 x 700	S870RTTO	Kit 4	177.50	213.00
800 x 760	S876RTTO	Kit 4	177.50	213.00
900 x 700	S970RTTO	Kit 4	195.00	234.00
900 x 760	S976RTTO	Kit 4	195.00	234.00
900 x 800	S980RTTO	Kit 4	195.00	234.00
1000 x 700	S107RTTO	Kit 4	201.67	242.00
1000 x 760	S1076RTTO	Kit 4	201.67	242.00
1000 x 800	S108RTTO	Kit 4	201.67	242.00
1000 x 900	S109RTTO	Kit 4	209.17	251.00
1100 x 760	S1176RTTO	Kit 4	210.00	252.00
1100 x 800	S118RTTO	Kit 4	209.17	251.00
1100 x 900	S119RTTO	Kit 4	219.17	263.00
1200 x 700	S127RTTO	Kit 4	209.17	251.00
1200 x 760	S1276RTTO	Kit 4	220.00	264.00
1200 x 800	S128RTTO	Kit 4	232.50	279.00
1200 x 900	S129RTTO	Kit 4	250.83	301.00
1300 x 800	S138RTTO	Kit 3	325.83	391.00
1300 x 900	S139RTTO	Kit 3	341.67	410.00
1400 x 700	S147RTTO	Kit 3	339.17	407.00
1400 x 760	S1476RTTO	Kit 3	336.67	404.00
1400 x 800	S148RTTO	Kit 3	336.67	404.00
1400 x 900	S149RTTO	Kit 3	354.17	425.00
1500 x 700	S157RTTO	Kit 3	379.17	455.00
1500 x 760	S1576RTTO	Kit 3	395.83	475.00
1500 x 800	S158RTTO	Kit 3	400.83	481.00
1500 x 900	S159RTTO	Kit 3	416.67	500.00
1600 x 700	S167RTTO	Kit 3	447.50	537.00
1600 x 760	S1676RTTO	Kit 3	447.50	537.00
1600 x 800	S168RTTO	Kit 3	447.50	537.00
1600 x 900	S169RTTO	Kit 3	464.17	557.00
1685 x 700	S177RTTO	Kit 3	479.17	575.00
1680 x 760	S1776RTTO	Kit 3	494.17	593.00
1700 x 700	S177RTTON	Kit 3	479.17	575.00
1700 X 760	S1776RTTON	Kit 3	494.17	593.00
1700 x 800*	S178RTTO	Kit 3	538.33	646.00
1700 x 900*	S179RTTO	Kit 3	580.00	696.00
1800 x 700*	S187RTTO	-	620.83	745.00
1800 x 800*	S188RTTO	-	662.50	795.00
1800 x 900*	S189RTTO	-	681.67	818.00

*Waste is centred on 1700x800 - 1800x900 trays. See Page 23 for Tray Panel Kit Information.


Quadrant Tray (Waste sold separately)

Size	Code	Tray Panel Kit	Price £ Exc. VAT	Price £ Inc. VAT
800 x 800	S80QTO	Kit 2	144.17	173.00
900 x 900	S90QTO	Kit 2	161.67	194.00
1000 x 1000	S100QTO	Kit 2	186.67	224.00

Offset Quadrant Tray (Waste sold separately)

Size	Code	Tray Panel Kit	Price £ Exc. VAT	Price £ Inc. VAT
*900 x 760 LH	S976QLTO	Kit 1	196.67	236.00
*900 x 760 RH	S976QRTTO	Kit 1	196.67	236.00
*1000 x 800 LH	S108QLTO	Kit 1	221.67	266.00
*1000 x 800 RH	S108QRTTO	Kit 1	221.67	266.00
*1200 x 800 LH	S128QLTO	Kit 1	232.50	279.00
*1200 x 800 RH	S128QRTTO	Kit 1	232.50	279.00
*1200 x 900 LH	S129QLTO	Kit 1	275.83	331.00
*1200 x 900 RH	S129QRTTO	Kit 1	275.83	331.00

This product is handed – please choose L for Left Hand and R for Right Hand when ordering. White Waste Cap is for Touchstone trays only. Waste cap comes in chrome as standard.



SCAN FOR MORE
INFORMATION

Waste Caps

NEW!




Description	Code	Price £ Exc. VAT	Price £ Inc. VAT
White	DWASCAPWHT	20.83	25.00
Matt Black	DWASCAPMB	28.33	34.00
Brushed Gun Metal	DWASCAPBGM	28.33	34.00
Brushed Bronze	DWASCAPBBZ	28.33	34.00
Brushed Brass	DWASCAPBBR	28.33	34.00
Brushed Nickel	DWASCAPBN	28.33	34.00

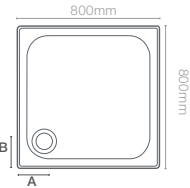
DWAS caps are now available in Matt Black (MB) / Brushed Brass (BBR) / Brushed Bronze (BBZ) / Brushed Gun Metal (BGM) and Brushed Nickel (BN). Chrome comes as standard.



















Tray Waste Positions & Product Information

We have produced this product section to help you with your purchasing decision. For further information please contact your local stockist, details of which can be found at www.merlynshowering.com






















Touchstone Trays

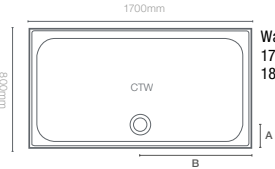
Shape	Size	Waste Position A, mm	Waste Position B, mm
Square	A	B	
	760	148	148
	800	148	148
	900	148	148



Rectangle	A	B
	800 x 700	148 148
	800 x 760	148 148
	900 x 700	148 148
	900 x 760	148 148
	900 x 800	148 148
	1000 x 700	148 148
	1000 x 760	148 148
	1000 x 800	148 148
	1000 x 900	148 148
	1100 x 760	148 148
	1100 x 800	148 148
	1100 x 900	148 148
	1200 x 700	148 148
	1200 x 760	148 148
	1200 x 800	148 148
	1200 x 900	148 148
	1300 x 800	148 148
	1300 x 900	148 148



Touchstone Trays - Continued

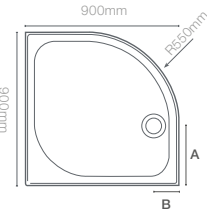
Shape	Size	Waste Position A, mm	Waste Position B, mm
Rectangle	A	B	
	1400 x 700	148	148
	1400 x 760	148	148
	1400 x 800	148	148
	1400 x 900	148	148
	1500 x 700	148	148
	1500 x 760	148	148
	1500 x 800	148	148
	1500 x 900	148	148
	1600 x 700	148	148
	1600 x 760	148	148
	1600 x 800	148	148
	1600 x 900	148	148
	1685 x 700	148	148
	1680 x 760	148	148
	1600 x 900	148	148
	1685 x 700	148	148
	1700 x 800	130	850
	1700 x 900	130	850
	1800 x 760	130	900
	1800 x 800	130	900
	1800 x 900	130	900






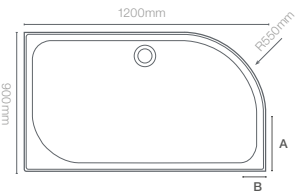
Waste is centred for 1700 x 800 / 1700 x 900 / 1800 x 700 / 1800 x 800 & 1800 x 900 trays

Touchstone Trays - Continued

Shape	Size	Waste Position A, mm	Waste Position B, mm
Quad	A	B	
	800	250	130
	900	350	130



Offset Quad	A	B
	1000 x 800	350 130
	1200 x 800	450 130
	1200 x 900	450 130



Left Handed (L) Right Handed (R)
Product is handed. Please choose L for Left or R for Right when ordering

Product Information

Product information

All products are manufactured in accordance with EN14428 and utilise toughened safety glass to EN 12150.

All shower trays are manufactured in accordance with EN14527.

All doors feature adjustable wall profiles to compensate for out-of-true walls and have micro adjustment features for fine tuning to obtain a perfect fit and operating action.

All enclosures, wetrooms and panels are Power Shower approved – will retain water under normal showering conditions.

Water retention is maintained in all products under normal showering conditions.

A selection of MERLYN enclosures are frameless in design. Spray/mist may escape therefore we would recommend use of these enclosures with tiled floors.

Opened cartons can not be returned. Returns carry a £40 box charge or £60 per unit where the sale is less than 30 days old. Returns over 30 days old will not be accepted.

All products are supplied complete with full installation instructions and the necessary fixings.

Check with your dealer for accurate matching of material samples. Product descriptions do not imply the use of precious or valuable materials.

Our policy of reviewing product design and development on a regular basis means MERLYN reserve the right to change product specifications and prices without notice.

Only shower enclosures, panels, Truestone shower trays and bath screens are covered by the Lifetime Guarantee. Please contact the MERLYN sales team for more details.

Glass shattering and parts subject to wear are not covered by the Lifetime Guarantee.

For full details on all product ranges please contact MERLYN Showering on 0808 1011429 or log onto www.merlynshowering.com.

Trays shown in this catalogue are for illustrative purposes only.

Images are for illustration purposes only.

The colours and finishes shown in the catalogue are as accurate as possible within the limits of the printing process. The positioning of all showering heads in the brochure is for illustrative purposes only.

All descriptions, specifications and particulars contained in this brochure are intended merely to represent a general idea of the products described herein and none of these form part of any contract to give rise to any independent or collateral liability upon the company.

Cleaning

- » It is important to clean your MERLYN shower door and tray after every use. Wipe down all the glass and metal parts with a soft cloth.
- » Do not allow lime scale to build up in hard water areas.
- » Ensure that any residual water on the glass is removed after every use.
- » Clean the glass regularly using soapy water.
- » Do not use abrasive products on any surfaces.
- » Install the enclosure in a well ventilated area.

Information and maintenance

Always read the instructions on the packaging, chrome is vulnerable to acid attack and some strong household cleaners including strong disinfectants, denture cleaners, hair dyes, wine making chemicals and photographic chemicals may contain acid. These materials may have a varying effect on the surface from black spots/streaks (which cannot be removed) to pitting the surface. Contact with these materials should be avoided.