

PRODUCT DATA SHEET



PRODUCT CODE

LM7000DSTAN+

RANGE

Limit

DESCRIPTION

Limit Single Drawer Unit 700 Steelwood/Anthracite

WEBSITE LINK [Click Here](#)

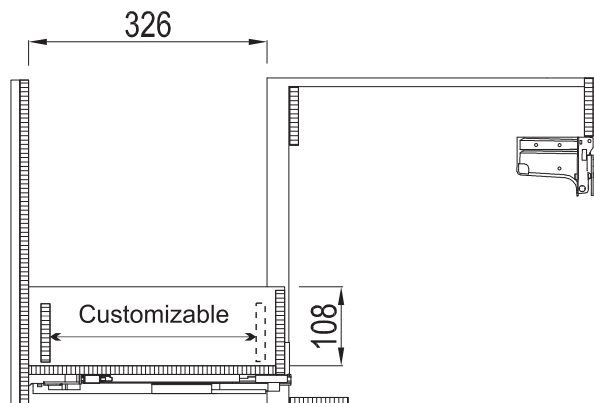
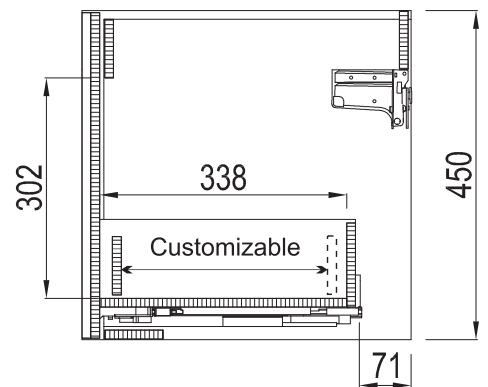
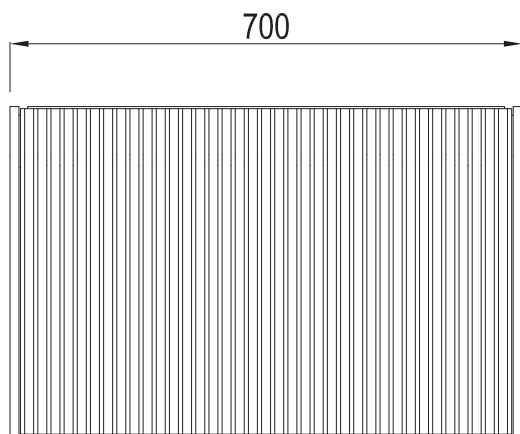
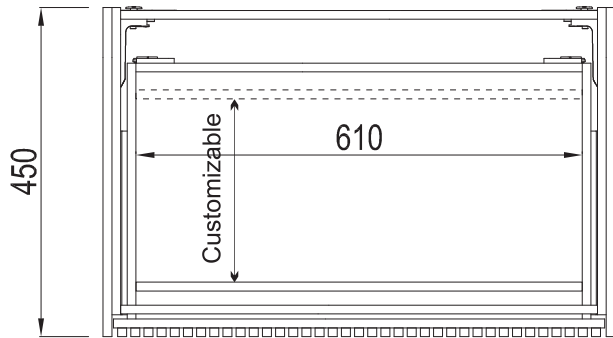
CATEGORY	Furniture
WARRANTY DETAILS	10 Years
COLOUR	Steelwood
PRIMARY MATERIAL	MFC
INSTALL TYPE	Wall Mounted
PRODUCT WIDTH MM	700
PRODUCT HEIGHT MM	450
PRODUCT DEPTH MM	450
PRODUCT NET WEIGHT KG	16

DRAWER BOX	MFC
DRAWER RUNNERS	HETTICH QUADRO 4D V6/300
DRAWER EXTENSION	Full extension
DRAWER ADJUSTMENT	4
WALL HANGERS	Yes
ADJUSTABLE FEET	No
DRAWER CAPACITY	30kg
DRAWER OPERATION	Soft close/push to open

TECHNICAL DIMENSIONS

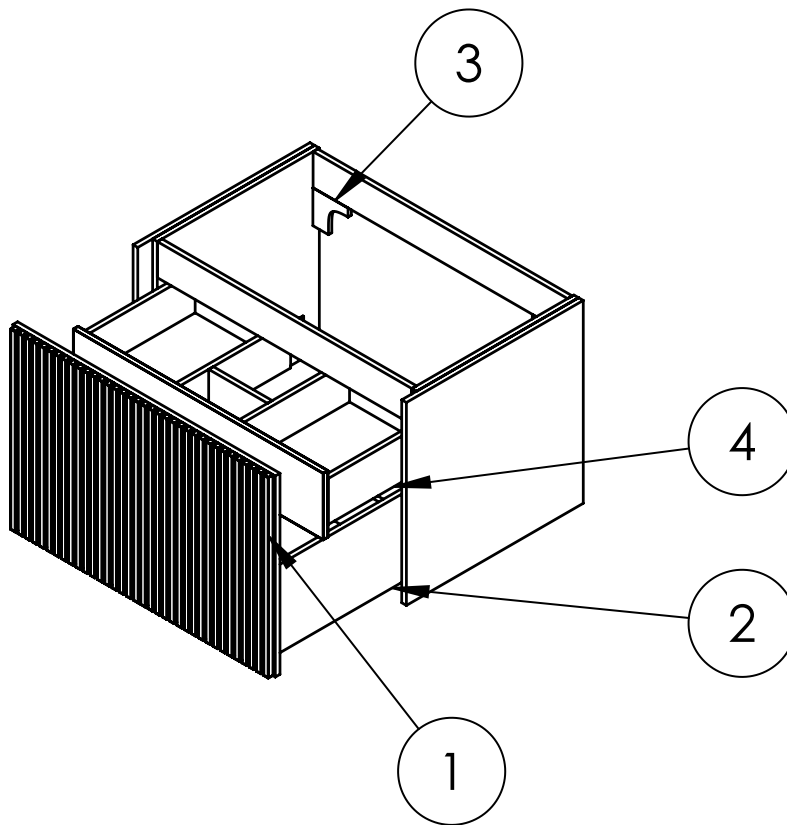
Dimensions in mm unless otherwise specified.

Tolerances (per material type) apply.



SPARES LIST

Only the parts labelled are available as spares.



NUMBER	PART CODE	DESCRIPTION
1	DF_LM7000DMOAN+	Limit Drawer Front For LM7000DMOAN+
	DF_LM7000DSTAN+	Limit Drawer Front For LM7000DSTAN+
	DF_LM7000DRWAN+	Limit Drawer Front For LM7000DRWAN+
	DF_LM7000DWSAN+	Limit Drawer Front For LM7000DWSAN+
2	RUNNERSLIMIT_1+	Set of Drawer Runners x2 Limit Main Drawer
3	WBACKETSLIMIT+	Wall Brackets x2 Limit
4	RUNNERSLIMIT_2+	Set of Draw Runners x2 Limit for Internal Drawer (Sold Seperately)

PRODUCT DATA SHEET



PRODUCT CODE
LM1410TST+

RANGE
Limit

DESCRIPTION
Limit Worktop 1400 Steelwood

WEBSITE LINK [Click Here](#)

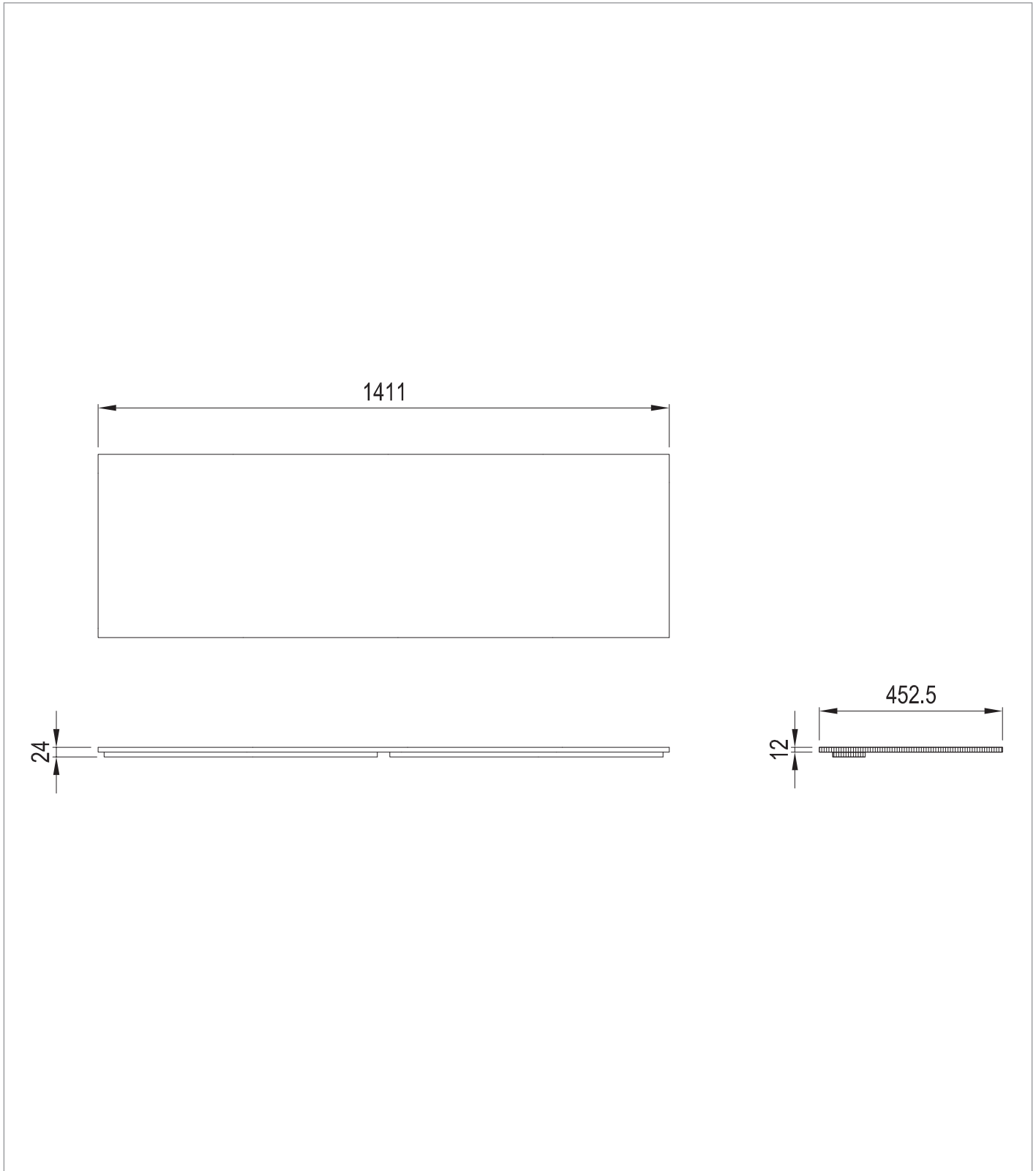
CATEGORY	Furniture
WARRANTY DETAILS	10 Years
COLOUR	Steelwood
PRIMARY MATERIAL	MFC
INSTALL TYPE	Furniture Mounted
PRODUCT WIDTH MM	1411
PRODUCT HEIGHT MM	12
PRODUCT DEPTH MM	452.5
PRODUCT NET WEIGHT KG	6.83

DRAWER BOX	MFC
ADJUSTABLE FEET	No

TECHNICAL DIMENSIONS

Dimensions in mm unless otherwise specified.

Tolerances (per material type) apply.



SPARES LIST

Only the parts labelled are available as spares.

NO SPARES AVAILABLE