


# PRODUCT DATA SHEET



## PRODUCT CODE

LM6000DSTAN+

## RANGE

Limit

## DESCRIPTION

Limit Single Drawer Unit 600 Steelwood/Anthracite

WEBSITE LINK [Click Here](#)

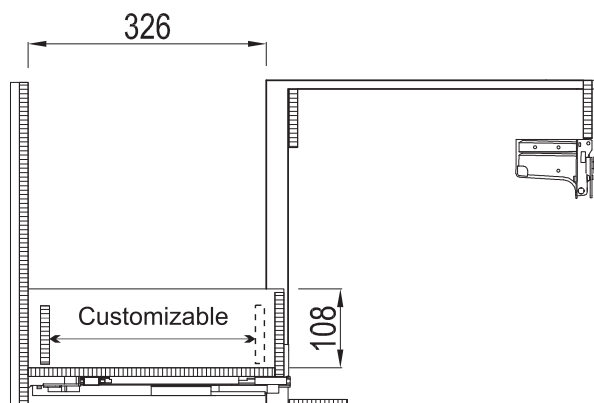
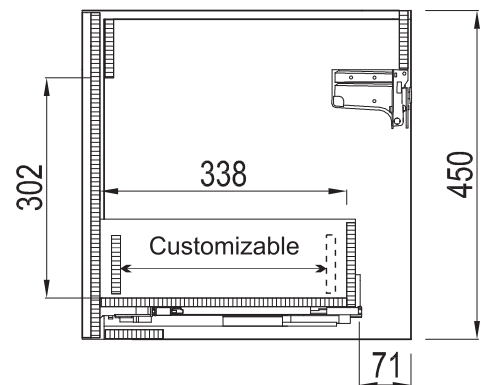

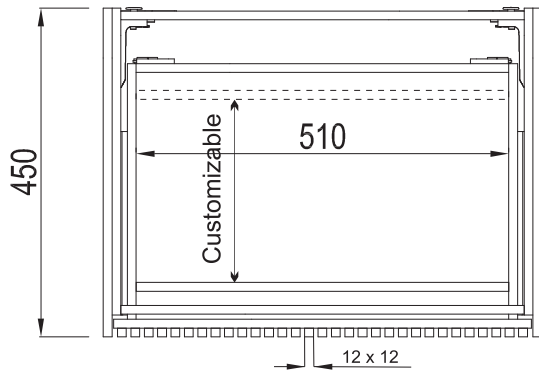
CATEGORY	Furniture
WARRANTY DETAILS	10 Years
COLOUR	Steelwood
PRIMARY MATERIAL	MFC
INSTALL TYPE	Wall Mounted
PRODUCT WIDTH MM	600
PRODUCT HEIGHT MM	450
PRODUCT DEPTH MM	450
PRODUCT NET WEIGHT KG	14

DRAWER BOX	MFC
DRAWER RUNNERS	HETTICH QUADRO 4D V6/300
DRAWER EXTENSION	Full extension
DRAWER ADJUSTMENT	4
WALL HANGERS	Yes
ADJUSTABLE FEET	No
DRAWER CAPACITY	30kg
DRAWER OPERATION	Soft close/push to open

## TECHNICAL DIMENSIONS

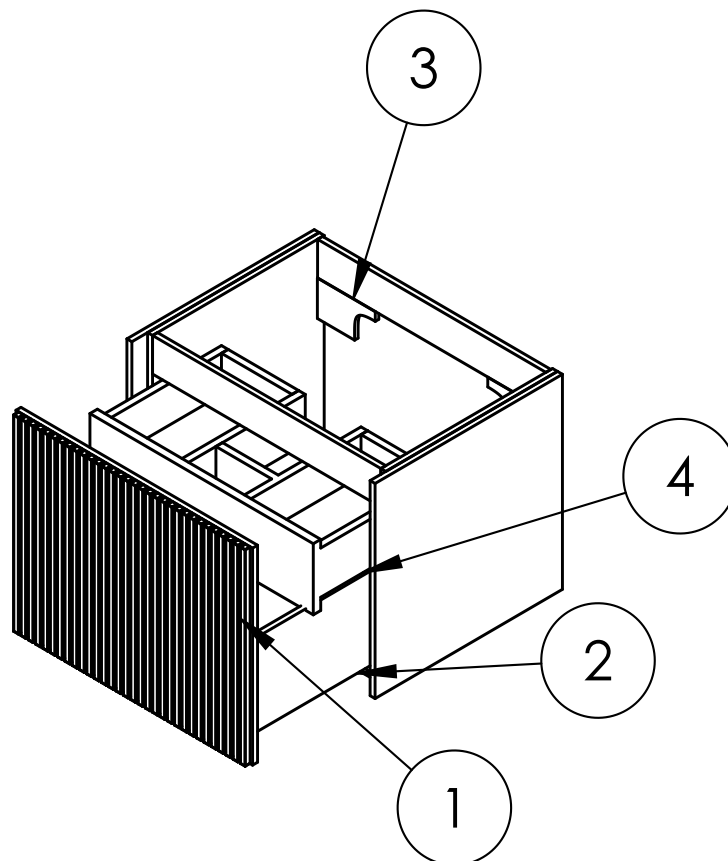
Dimensions in mm unless otherwise specified.

Tolerances (per material type) apply.



## SPARES LIST

Only the parts labelled are available as spares.



NUMBER	PART CODE	DESCRIPTION
1	DF_LM6000DMOAN+	Limit Drawer Front For LM6000DMOAN+
	DF_LM6000DSTAN+	Limit Drawer Front For LM6000DSTAN+
	DF_LM6000DRWAN+	Limit Drawer Front For LM6000DRWAN+
	DF_LM6000DWSAN+	Limit Drawer Front For LM6000DWSAN+
2	RUNNERSLIMIT_1+	Set of Drawer Runners x2 Limit Main Drawer
3	WBRACKETSLIMIT+	Wall Brackets x2 Limit
4	RUNNERSLIMIT_2+	Set of Draw Runners x2 Limit for Internal Drawer (Sold Seperately)

# PRODUCT DATA SHEET



## PRODUCT CODE

LM6100TST+

## RANGE

Limit

## DESCRIPTION

Limit Worktop 600 Steelwood

WEBSITE LINK [Click Here](#)



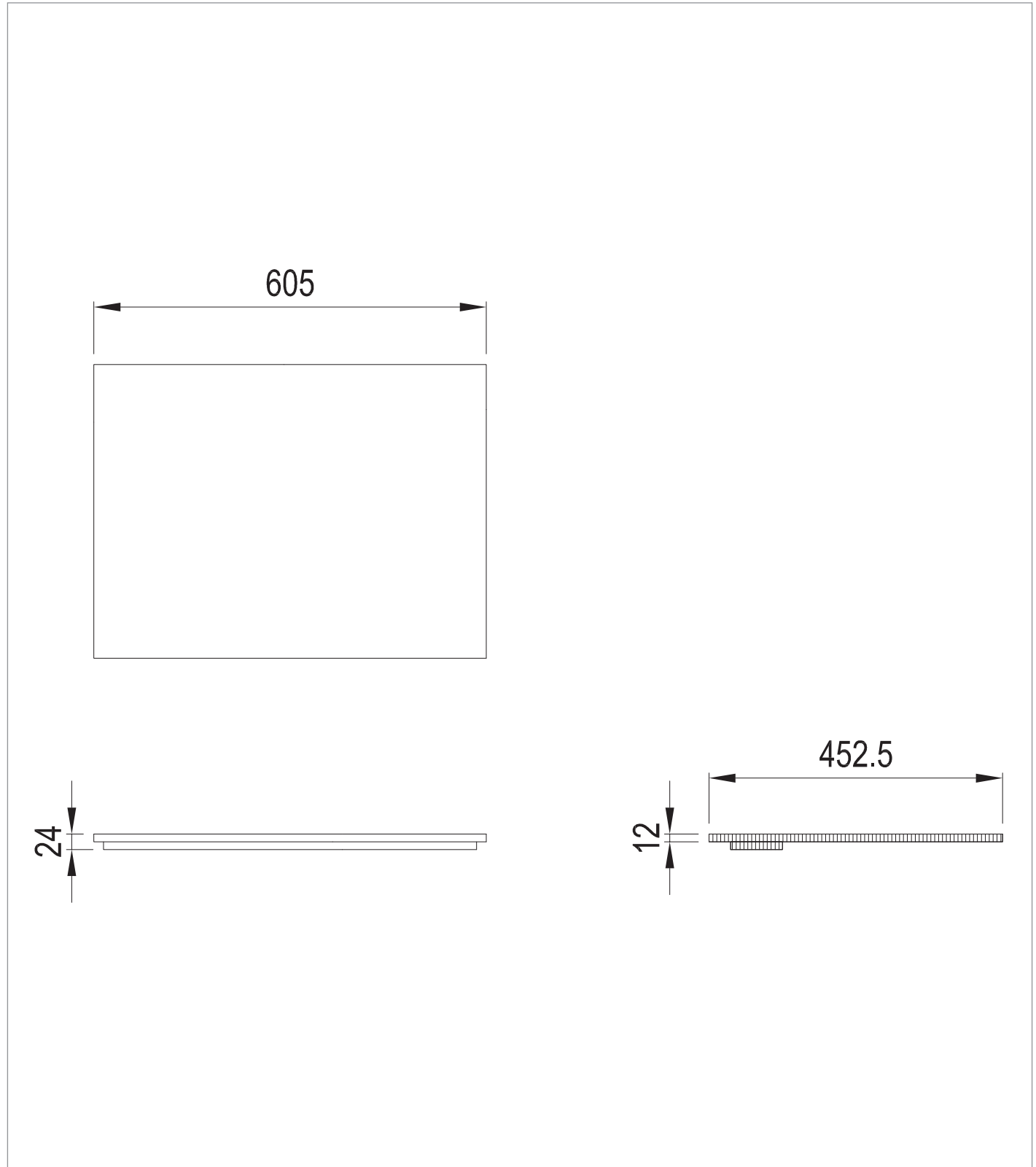
CATEGORY	Furniture
WARRANTY DETAILS	10 Years
COLOUR	Steelwood
PRIMARY MATERIAL	MFC
INSTALL TYPE	Furniture Mounted
PRODUCT WIDTH MM	605
PRODUCT HEIGHT MM	12
PRODUCT DEPTH MM	452.5
PRODUCT NET WEIGHT KG	2.93

DRAWER BOX	MFC
ADJUSTABLE FEET	No

## TECHNICAL DIMENSIONS

Dimensions in mm unless otherwise specified.

Tolerances (per material type) apply.



## SPARES LIST

Only the parts labelled are available as spares.

NO SPARES AVAILABLE