

PRODUCT DATA SHEET



PRODUCT CODE  
OXBDHTC0900L

RANGE  
Optix 10

DESCRIPTION  
Optix Hinged Bath Screen 1800mm x 1800mm  
Left Handed Slate

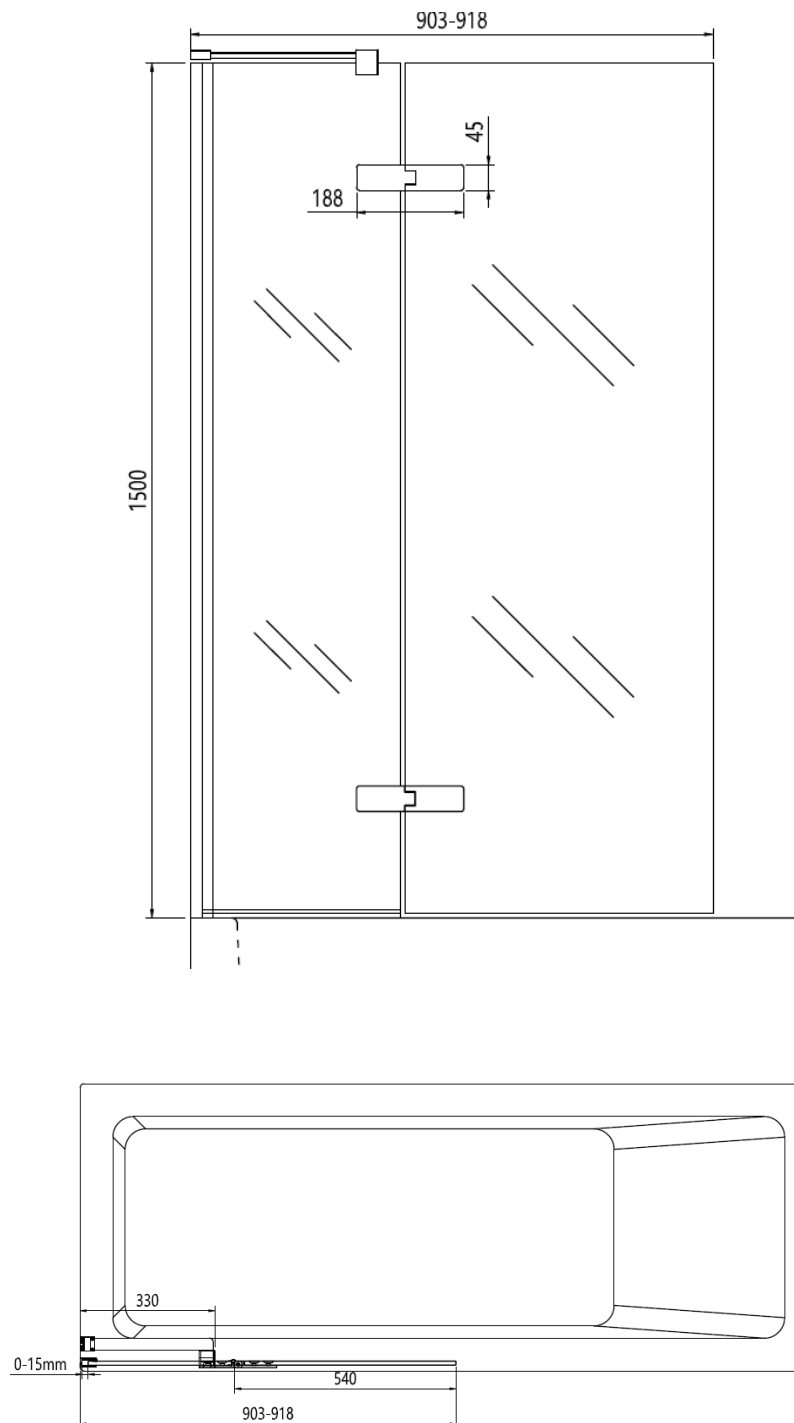
CATEGORY	Showering
WARRANTY DETAILS	Lifetime
COLOUR	Slate
FINISH APPLICATION	PVD
PRIMARY MATERIAL	Glass
INSTALL TYPE	Wall Mounted
PRODUCT HEIGHT MM	1500
PRODUCT LENGTH MM	900
PRODUCT NET WEIGHT KG	36
STANDARDS	EN14428

HANDING SHOWERING	Left Hand
GLASS THICKNESS	10mm
EASY CLEAN	Yes
MAGNETIC DOOR STRIPS	No
POWER SHOWER PROOF	Yes
NUMBER OF DOORS	2
SOFT CLOSING DOORS	No
SAFETY GLASS	Yes
REMOVABLE SEALS	Yes
QUICK RELEASE ROLLERS	No
WET ROOM COMPATIBLE	Yes
DOOR A INFORMATION	Bath screen
DOOR ADJUSTMENT	900-915mmmm

## TECHNICAL DIMENSIONS

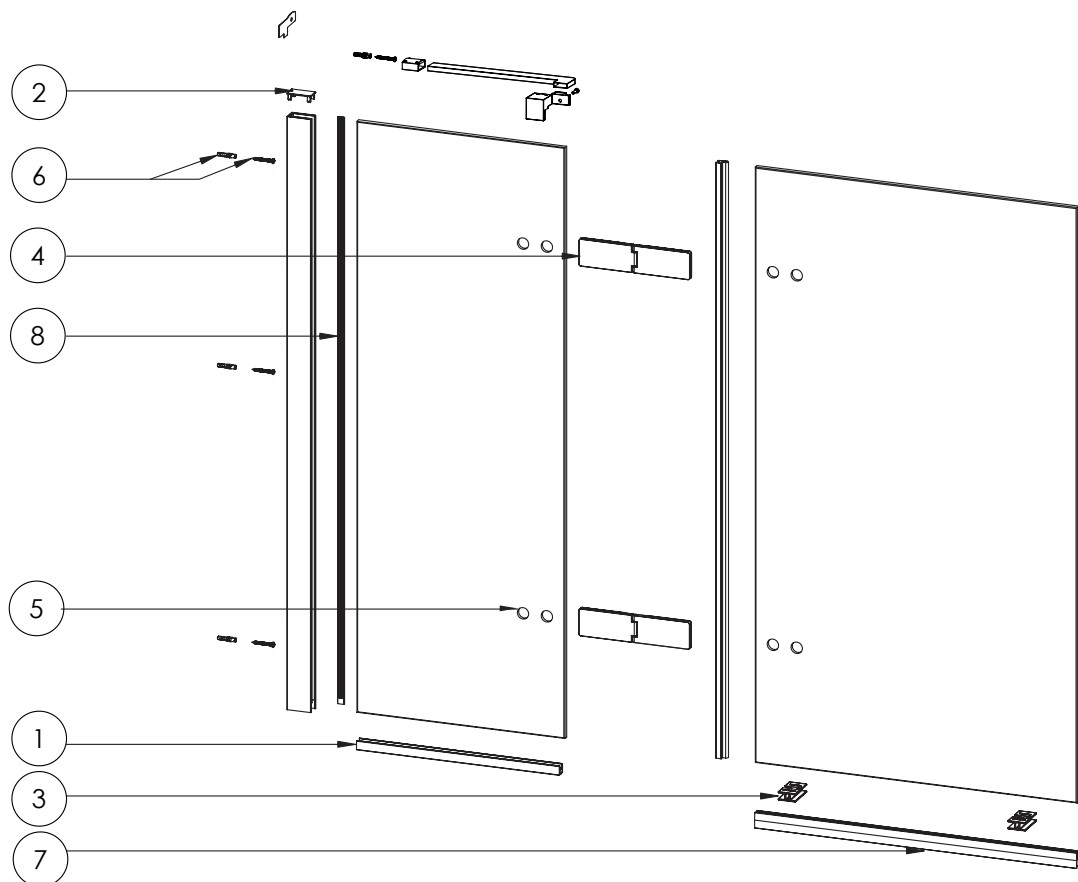
Dimensions in mm unless otherwise specified.

Tolerances (per material type) apply.



## SPARES LIST

Only the parts labelled are available as spares.



NUMBER	PART CODE	DESCRIPTION
1	OPBATHPROFILEBZ	Bath Screen Bottom Profile Brushed Bronze
	OPBATHPROFILET	Bath Screen Bottom Profile Slate
2	OPPROFILECAP	Optix Wall Profile Cover Caps
3	OPTIXBATHSPACER	Optix Bath Screen Moving Door Spacer x2
4	AXBATH2HINGBZ	Bath Screen 180 Hinge x2 Brushed Bronze
	AXBATH2HINGT	Bath Screen 180 Hinge x2 Slate
5	AXBATHCOVERSBZ	Optix Bath Hinge Covers x8 Brushed Bronze
	AXBATHCOVERST	Optix Bath Hinge Covers x8 Slate
6	AXBATHSEAL3	Optix Vertical Seal
7	AXBATHSEALS	Optix Bath Screen Seals 6 and 8

# PRODUCT DATA SHEET



**PRODUCT CODE**  
OXBDHTC0900R

**RANGE**  
Optix 10

**DESCRIPTION**  
Optix Hinged Bath Screen 180° Right Handed Slate

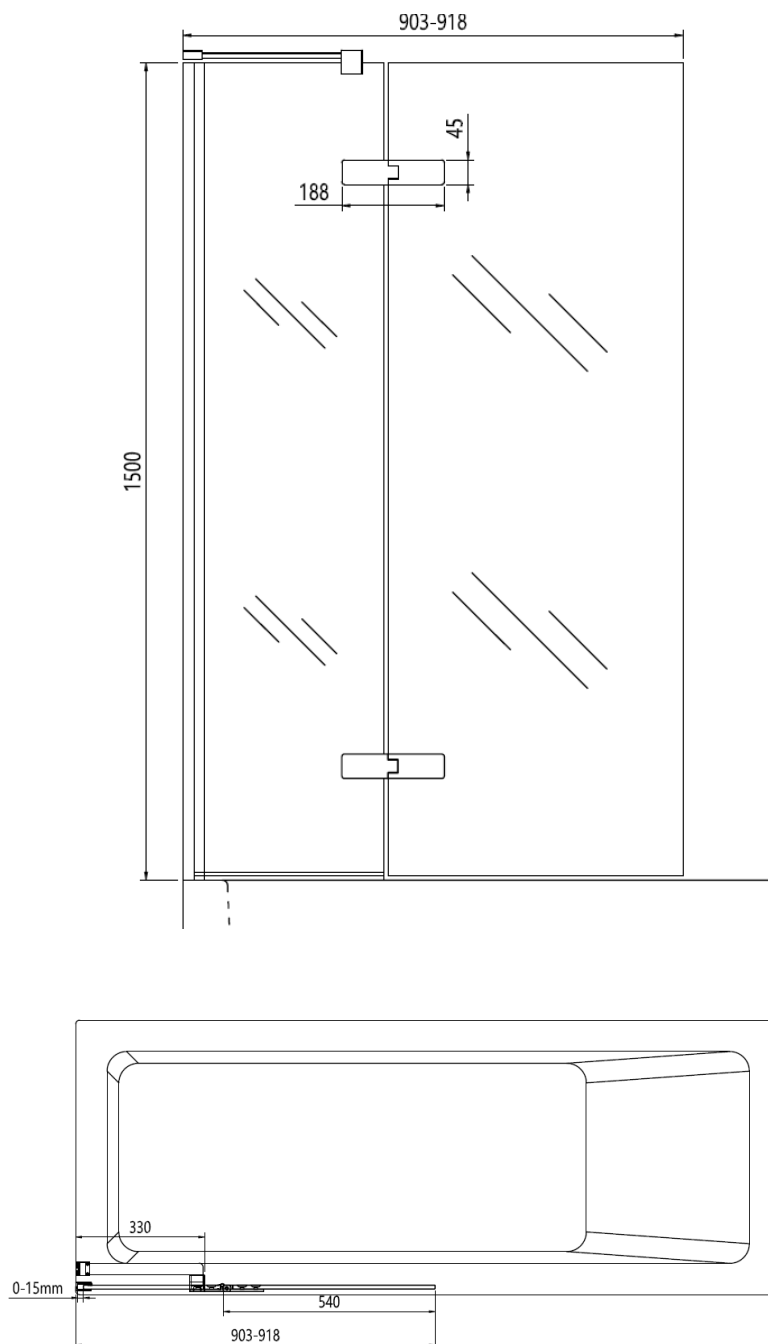
CATEGORY	Showering
WARRANTY DETAILS	Lifetime
COLOUR	Slate
FINISH APPLICATION	PVD
PRIMARY MATERIAL	Glass
INSTALL TYPE	Wall Mounted
PRODUCT HEIGHT MM	1500
PRODUCT LENGTH MM	900
PRODUCT NET WEIGHT KG	36
STANDARDS	EN14428

HANDING SHOWERING	Right Hand
GLASS THICKNESS	10mm
EASY CLEAN	Yes
MAGNETIC DOOR STRIPS	No
POWER SHOWER PROOF	Yes
NUMBER OF DOORS	2
SOFT CLOSING DOORS	No
SAFETY GLASS	Yes
REMOVABLE SEALS	Yes
QUICK RELEASE ROLLERS	No
WET ROOM COMPATIBLE	Yes
DOOR A INFORMATION	Bath screen
DOOR ADJUSTMENT	900-915mmmm

## TECHNICAL DIMENSIONS

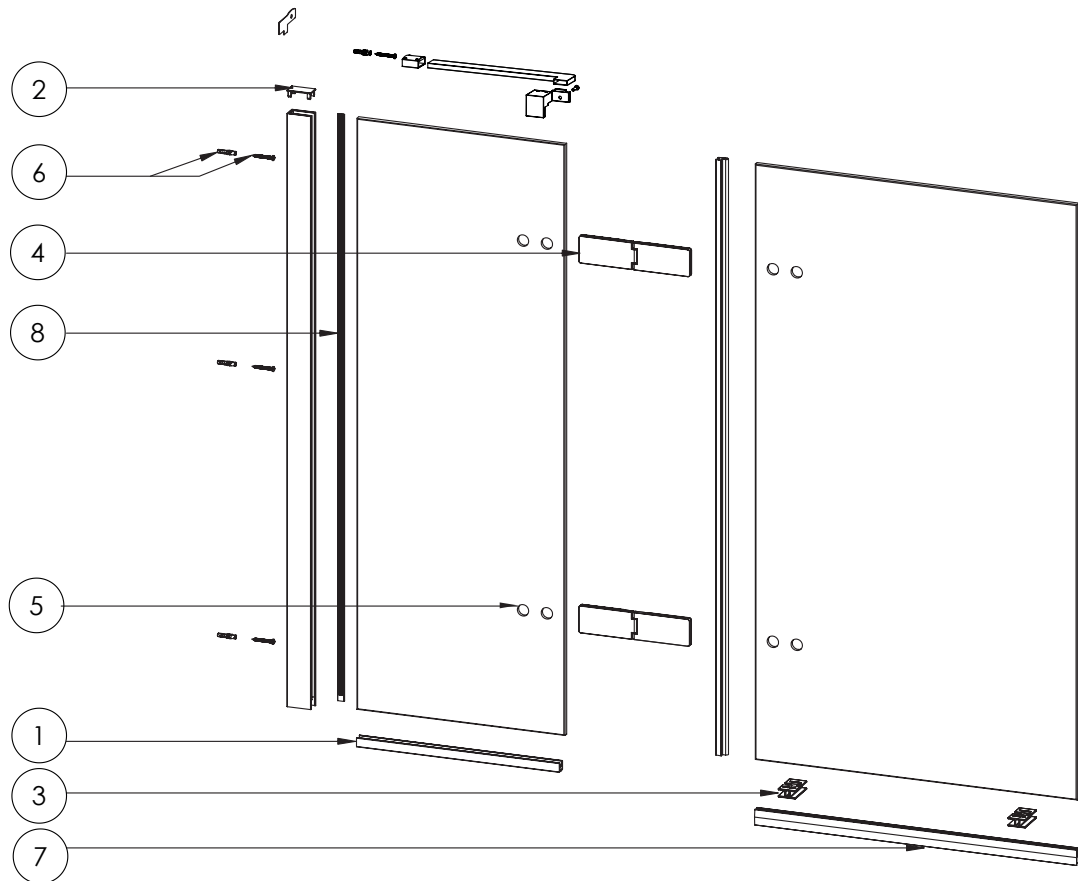
Dimensions in mm unless otherwise specified.

Tolerances (per material type) apply.



## SPARES LIST

Only the parts labelled are available as spares.



NUMBER	PART CODE	DESCRIPTION
1	OPBATHPROFILEBZ	Bath Screen Bottom Profile Brushed Bronze
	OPBATHPROFILET	Bath Screen Bottom Profile Slate
2	OPPROFILECAP	Optix Wall Profile Cover Caps
3	OPTIXBATHSPACER	Optix Bath Screen Moving Door Spacer x2
4	AXBATH2HINGBZ	Bath Screen 180 Hinge x2 Brushed Bronze
	AXBATH2HINGT	Bath Screen 180 Hinge x2 Slate
5	AXBATHCOVERSBZ	Optix Bath Hinge Covers x8 Brushed Bronze
	AXBATHCOVERST	Optix Bath Hinge Covers x8 Slate
6	AXBATHSEAL3	Optix Vertical Seal
7	AXBATHSEALS	Optix Bath Screen Seals 6 and 8