


PRODUCT DATA SHEET



PRODUCT CODE

LM5000DWSAN+

RANGE

Limit

DESCRIPTION

Limit Single Drawer Unit 500 Warm Stone

WEBSITE LINK [Click Here](#)

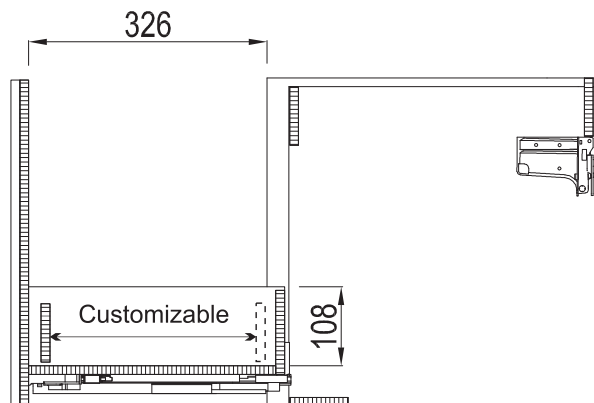
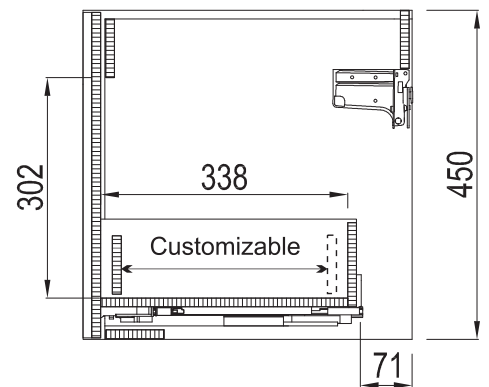

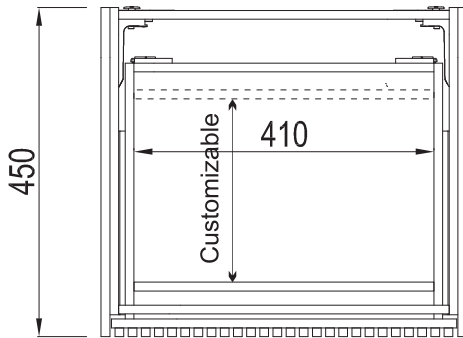
CATEGORY	Furniture
WARRANTY DETAILS	10 Years
COLOUR	Warm Stone
PRIMARY MATERIAL	MFC
INSTALL TYPE	Wall Mounted
PRODUCT WIDTH MM	500
PRODUCT HEIGHT MM	450
PRODUCT DEPTH MM	450
PRODUCT NET WEIGHT KG	11

DRAWER BOX	MFC
DRAWER RUNNERS	HETTICH QUADRO 4D V6/300
DRAWER EXTENSION	Full extension
DRAWER ADJUSTMENT	4
WALL HANGERS	Yes
ADJUSTABLE FEET	No
DRAWER CAPACITY	30kg
DRAWER OPERATION	Soft close/push to open

TECHNICAL DIMENSIONS

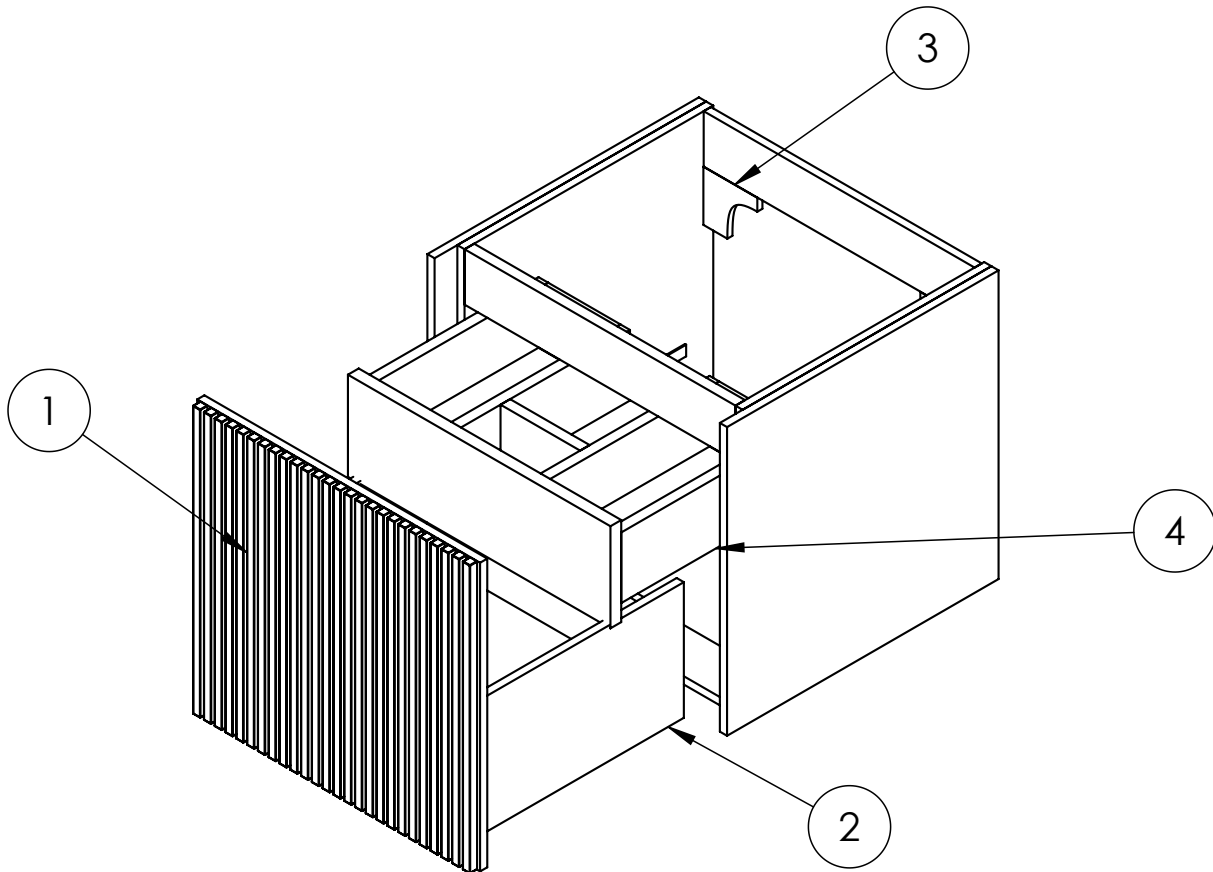
Dimensions in mm unless otherwise specified.

Tolerances (per material type) apply.



SPARES LIST

Only the parts labelled are available as spares.



NUMBER	PART CODE	DESCRIPTION
1	DF_LM5000DMOAN+	Limit Drawer Front For LM5000DMOAN+
	DF_LM5000DSTAN+	Limit Drawer Front For LM5000DSTAN+
	DF_LM5000DRWAN+	Limit Drawer Front For LM5000DRWAN+
	DF_LM5000DWSAN+	Limit Drawer Front For LM5000DWSAN+
2	RUNNERSLIMIT_1+	Set of Drawer Runners x2 Limit Main Drawer
3	WBRACKETSLIMIT+	Wall Brackets x2 Limit
4	RUNNERSLIMIT_2+	Set of Draw Runners x2 Limit for Internal Drawer (Sold Seperately)

PRODUCT DATA SHEET



PRODUCT CODE

LM1010TWS+

RANGE

Limit

DESCRIPTION

Limit Worktop 1000 Warm Stone

WEBSITE LINK [Click Here](#)

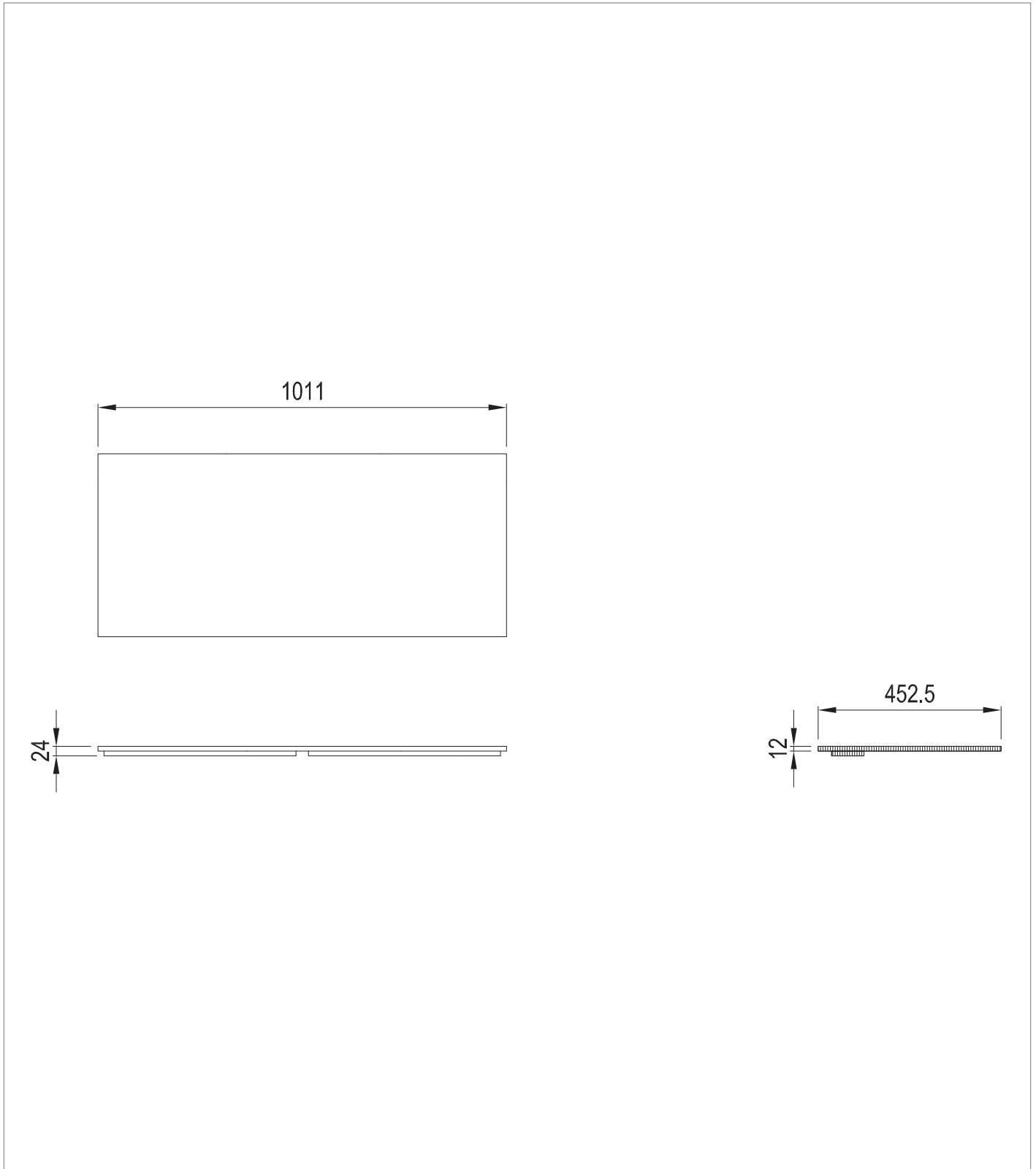
CATEGORY	Furniture
WARRANTY DETAILS	10 Years
COLOUR	Warm Stone
PRIMARY MATERIAL	MFC
INSTALL TYPE	Furniture Mounted
PRODUCT WIDTH MM	1011
PRODUCT HEIGHT MM	12
PRODUCT DEPTH MM	452.5
PRODUCT NET WEIGHT KG	4.89

DRAWER BOX	MFC
ADJUSTABLE FEET	No

TECHNICAL DIMENSIONS

Dimensions in mm unless otherwise specified.

Tolerances (per material type) apply.



SPARES LIST

Only the parts labelled are available as spares.

NO SPARES AVAILABLE