


# PRODUCT DATA SHEET



**PRODUCT CODE**  
IF\_MIRROR50T

**RANGE**  
Mirror

**DESCRIPTION**  
Infinity Illuminated Mirror 500 Slate

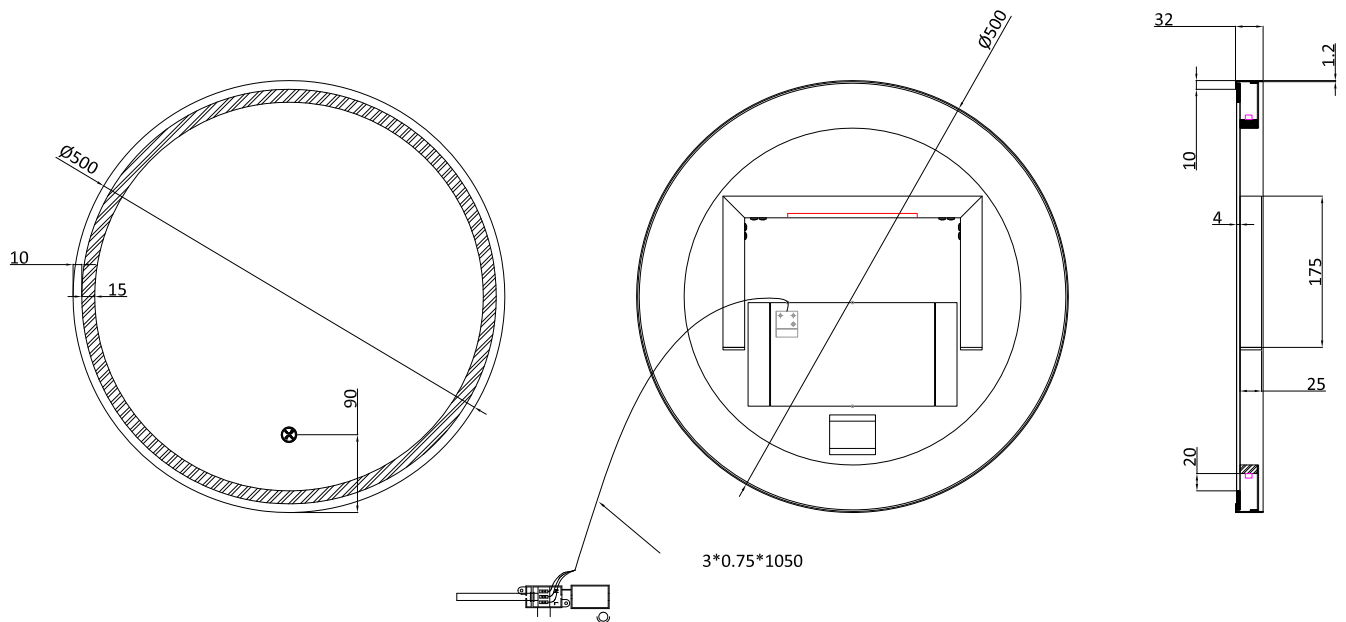
CATEGORY	Cabinets & Mirrors
WARRANTY DETAILS	5 Years
COLOUR	Slate
PRIMARY MATERIAL	Glass
SECONDARY MATERIAL	304 Stainless Steel
INSTALL TYPE	Wall Mounted
PRODUCT WIDTH MM	500
PRODUCT HEIGHT MM	500
PRODUCT DEPTH MM	32
PRODUCT NET WEIGHT KG	4
STANDARDS	CE & UKCA

HANDING MIRROR & CABINETS	Universal
TEMPERATURE CHANGING	Yes
CHARGING SOCKET (MA)	No
SHAVER SOCKET INCLUDED	No
CABLE LENGTH (MM)	1050
COLOUR RANGE (K)	3000-6400K
LUMINOUS EFFICACY (LM/W)	95
COLOUR RENDERING INDEX (RA)	85
ENERGY RATING	F
SWITCH TYPE	Touch switch
DIMMABLE	No
LIGHT TYPE	LED
LED WATTAGE	6.2W
DRIVER WATTAGE	15W

## TECHNICAL DIMENSIONS

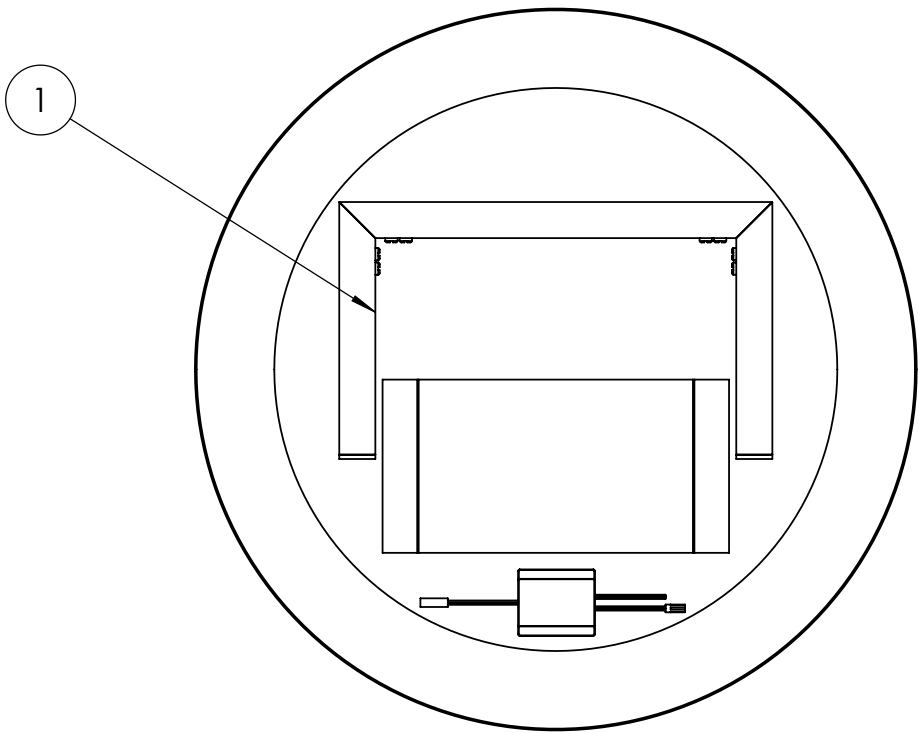
Dimensions in mm unless otherwise specified.

Tolerances (per material type) apply.



SPARES LIST

Only the parts labelled are available as spares.



NUMBER	PART CODE	DESCRIPTION
1	MIRRORFIX	Fix Screw Pack Keyhole Mirror Fix