


Technical Data Sheet

ROPER RHODES®

Sign Wall Mounted Spout - T171402

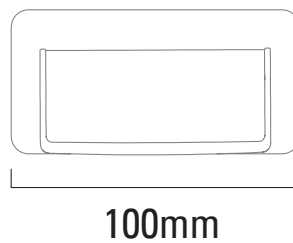
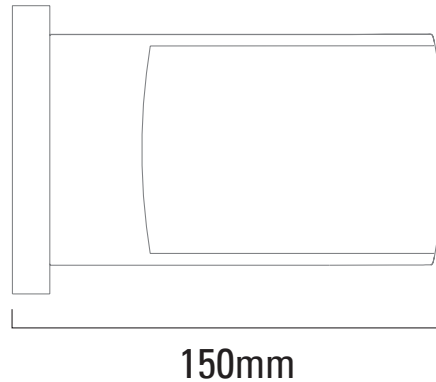
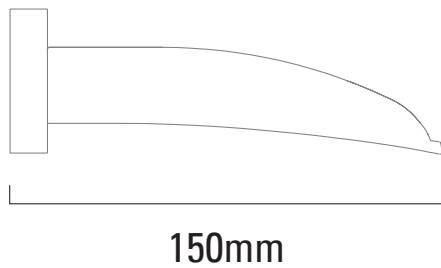
No.	Description	Code	Fixings Included
1	Sign Wall Mounted Spout	T171402	YES



Min Pressure:	0.3bar
0.2bar	9 litres / min
0.3bar	10.9 litres / min
0.4bar	12.4 litres / min
0.5bar	13.8 litres / min
1bar	19.7 litres / min
2bar	27.3 litres / min

Dimensions - T171402

Diagrams not to scale. All dimensions in mm (tolerance of +/-5mm)



*Dimensions are subject to change, customers are advised to measure actual product before commencing installation.

FAQs

What is the size of the spout connection? The spout has a standard 1/2" thread.

What is the size of the back plate? 100mm (w) x 50mm (h)

What is the length of the connector thread? 18mm