

# PRODUCT DATA SHEET



**PRODUCT CODE**  
MP48X93MWELEC

**RANGE**  
MPRO

**DESCRIPTION**  
MPRO Towel Warmer 430x900 All Electric Right Hand Matt White

**WEBSITE LINK** [Click Here](#)

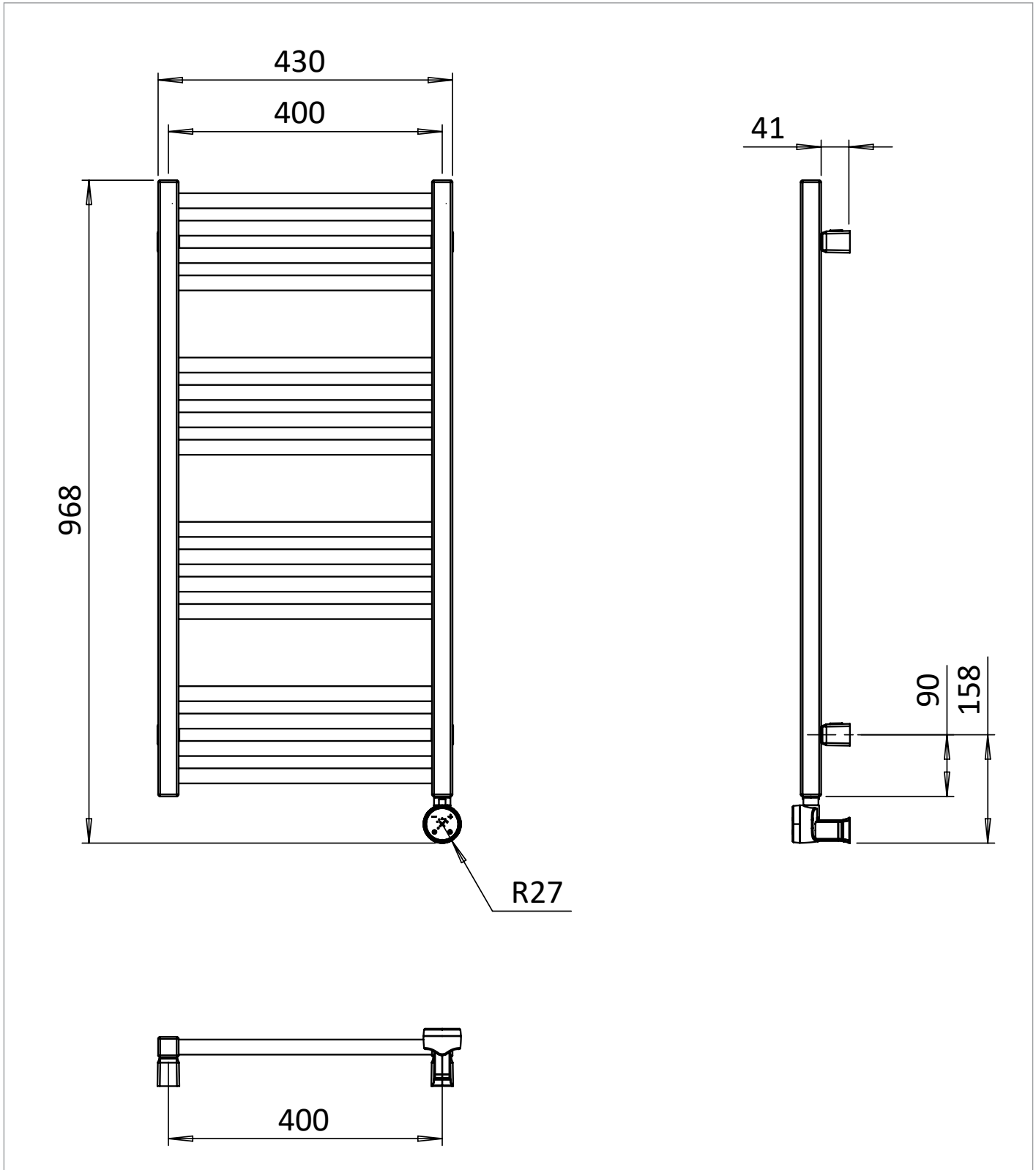
CATEGORY	Heating
WARRANTY DETAILS	15 Years
COLOUR	Matt White
FINISH APPLICATION	Powder Coated
PRIMARY MATERIAL	Steel
INSTALL TYPE	Wall Mounted
PRODUCT WIDTH MM	430
PRODUCT HEIGHT MM	968
PRODUCT DEPTH MM	40
PRODUCT NET WEIGHT KG	10
STANDARDS	BS EN 60335-1:2012

OUTPUT (WATTS)	400
IP RATING HEATING	IPx5
CUT OUT TEMPERATURE (DEGREES)	65
MAX WORKING TEMPERATURE °C	82
FUEL TYPE	Electric
BAR COUNT	16
CUBIC CAPACITY (L)	3.08
FULLY FILLED WEIGHT (KG)	10

## TECHNICAL DIMENSIONS

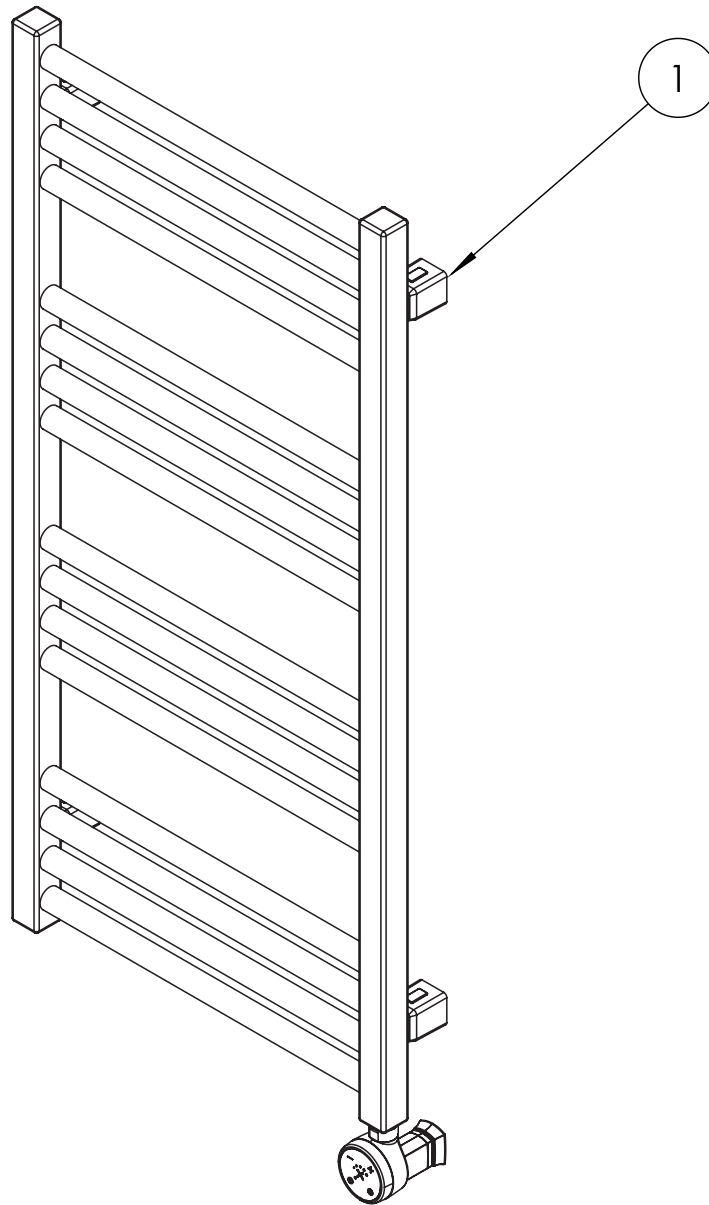
Dimensions in mm unless otherwise specified.

Tolerances (per material type) apply.

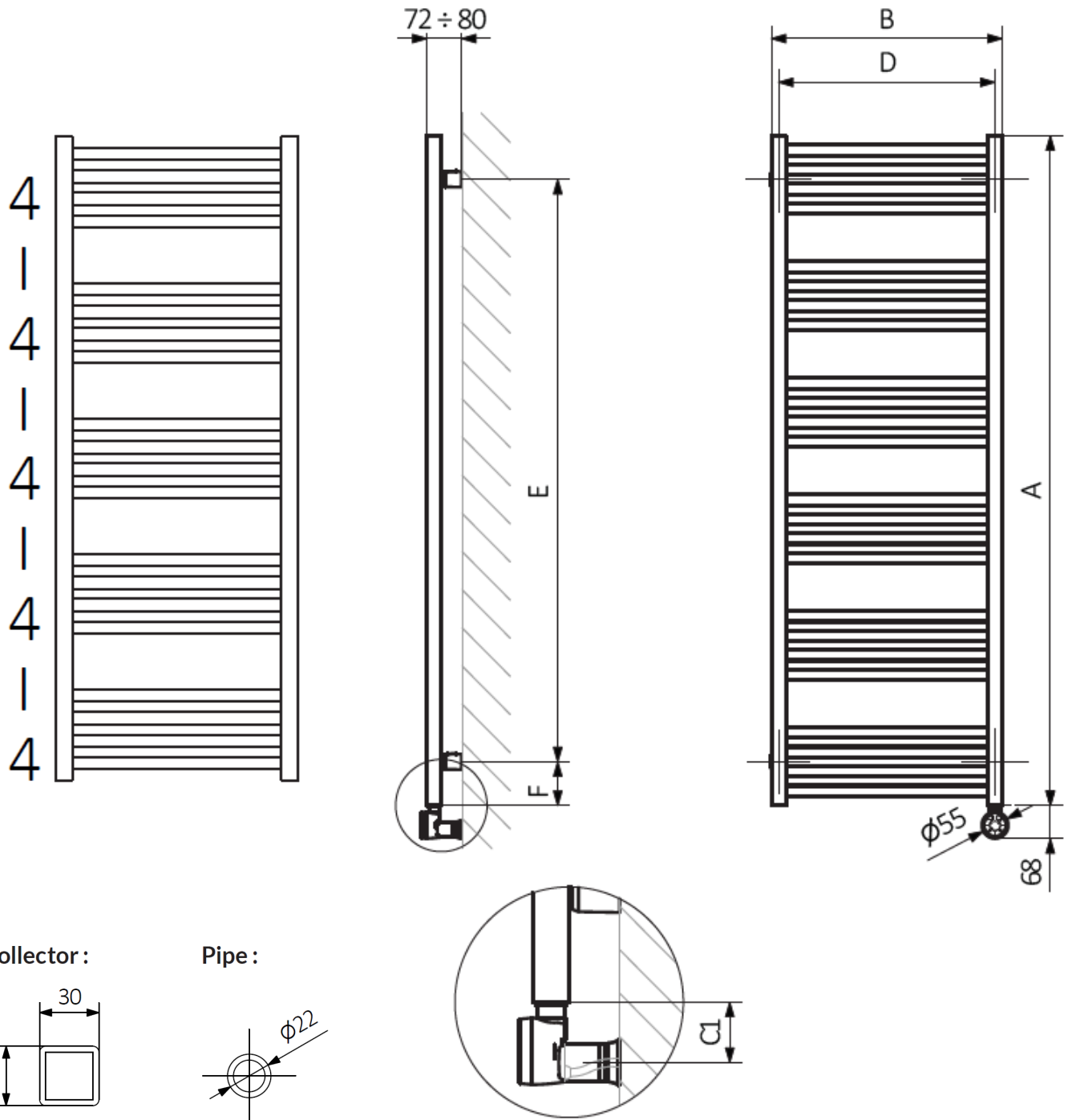


## SPARES LIST

Only the parts labelled are available as spares.



NUMBER	PART CODE	DESCRIPTION
1	WRKMKP001-KRBA	MPRO Rail Fitting Pack Brushed Brass
	WRKMKP001-KS95	MPRO Rail Fitting Pack Matt Black
	WRKMK001_KS96	MPRO Rail Fitting Pack Matt White



Code	Colour	A	B	C1	D	E	F	Weight	Volume	He Output	Rating	Cut Out Temp	Temp Range
		mm	mm	mm	mm	mm	mm	Kg	dm <sup>3</sup>	W			
MP48X1140MWELEC	Matt White	1140	480	50	450	960	90	8.6	4.17	400	Class 1 IPX5	65°	30-60°
MP48X1140MBELEC	Matt Black	1140	480	50	450	960	90	8.6	4.17	400	Class 1 IPX5	65°	30-60°
MP48X1140FELEC	Brushed Brass*	1140	480	50	450	960	90	8.6	4.17	400	Class 1 IPX5	65°	30-60°

\*The finish is epoxy powder coat

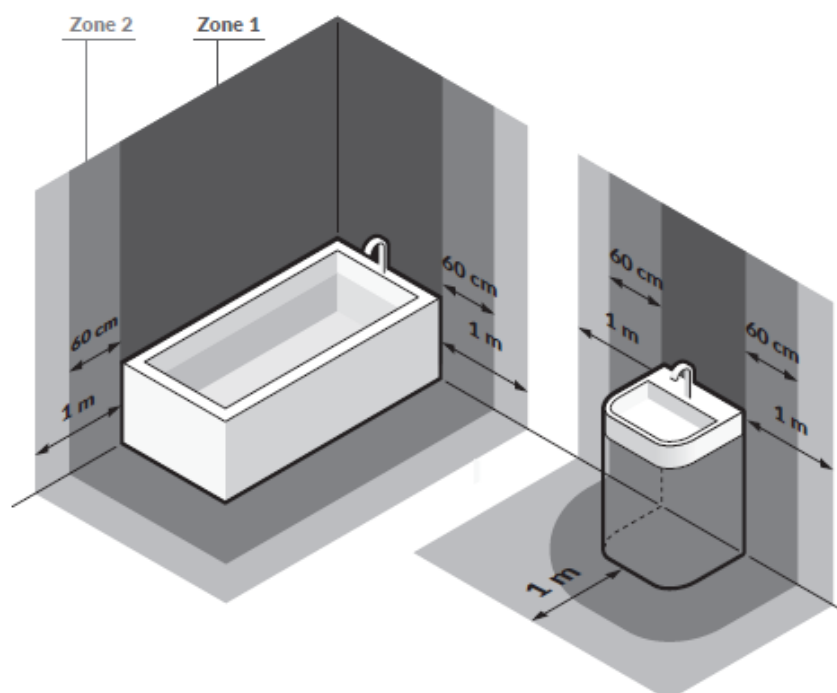
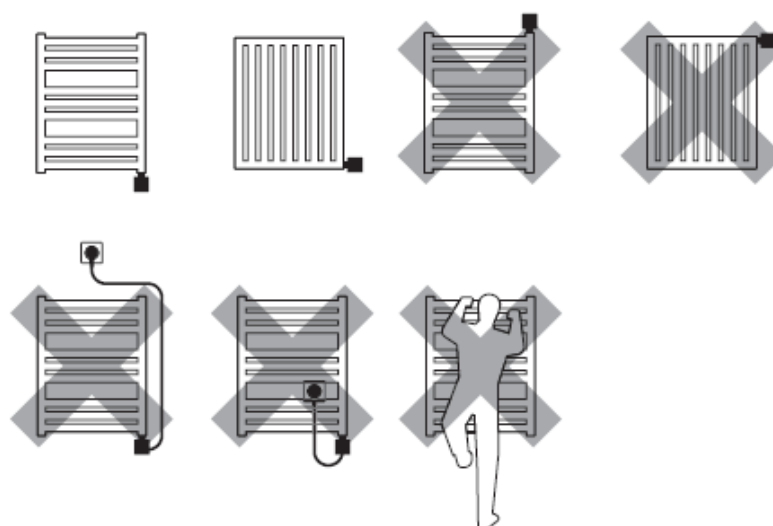
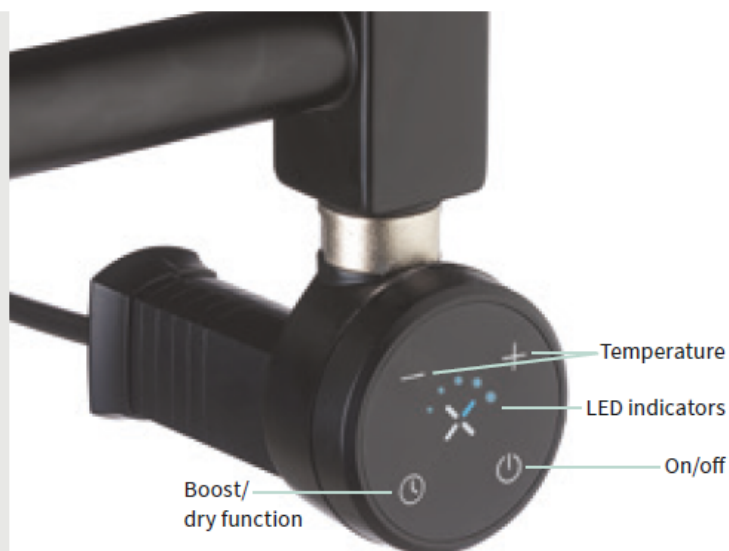
## Why Choose Electric?

Our MPRO Electric towel warmers are supplied with a control dial, instead of a traditional valve, which includes innovative features:

- 5 temperature settings ranging from 30°C to 60°C.
- An electronic temperature sensor that guarantees precise temperature control
- Illuminated LED indicators display the set temperature level and the status of the heating
- Dryer/Boost on demand function allows the setting of a higher heating power for two hours, after which the element returns to the previous setting
- In the event of a power failure the element remembers the previous settings therefore making it suitable for connection to external timers

You can rely on the safety of our MPRO Electric towel warmers:

- The element is equipped with frost protection and double protection against overheating
- The display shows warning indicators in case of malfunction
- An active safety feature in case the rail runs dry
- Low power consumption in a standby mode



[illegible]

## Why Choose Electric?

Our MPRO Electric towel warmers are supplied with a control dial, instead of a traditional valve, which includes innovative features:

- 5 temperature settings ranging from 30°C to 60°C.
- An electronic temperature sensor that guarantees precise temperature control
- Illuminated LED indicators display the set temperature level and the status of the heating
- Dryer/Boost on demand function allows the setting of a higher heating power for two hours, after which the element returns to the previous setting
- In the event of a power failure the element remembers the previous settings therefore making it suitable for connection to external timers

You can rely on the safety of our MPRO Electric towel warmers:

- The element is equipped with frost protection and double protection against overheating
- The display shows warning indicators in case of malfunction
- An active safety feature in case the rail runs dry
- Low power consumption in a standby mode

