

Waters

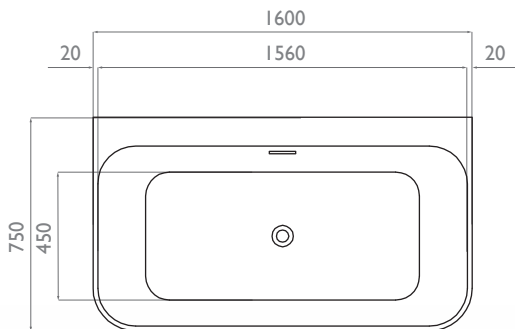
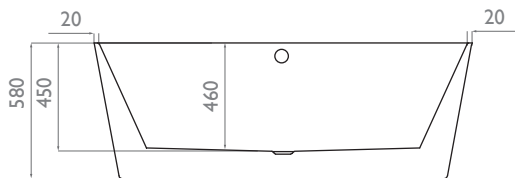
Baths of Ashbourne

River - Bath

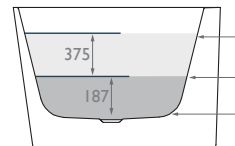
1600mm - Specification



Dimensions:



Fill information:



Ltrs	Kgs
249	294
103	147
0	45

Note:

Minimum installation void required for trap and waste is 0mm below floor level.

Features:

20mm profile edge - free-standing bath with a slimline stainless steel overflow and recessed push lock waste. Manufactured using 100% Lucite™ acrylic material complete with a Lifetime guarantee.

Dimensions:

1600mm x 580mm x 750mm LxWxH

Weight:

Gross 55g - Net 45kg

Further Info:

Full specifications, fitting instructions and 3D data files are available as PDF's and SKP files online. Other information for architects, specifiers or interior designers available on request.

Goes well with:

Villeroy & Boch™ Subway, Subway 2, Aveo, Duravit™ Starck, Architec.



NB: We strongly recommend this product is fitted by a suitably qualified professional. We can not be held responsible for incorrect installation

Dimensions may vary due to the bath's handmade nature. As our baths are made from natural stone, maintenance will be required to ensure its longevity.

www.watersbaths.co.uk

Waters Baths of Ashbourne - Long Lane, Dalbury Lees, Ashbourne, DE6 5BG
t: 01332 824166 e: info@watersbaths.co.uk